



Gas Discharge Tubes

2R-4S Series

Gas Discharge Tubes - 2R-4S Series

GDT introduction: Gas discharge tubes (GDT) use noble gasses enclosed in ceramic tubes to provide an alternate circuit path for voltage spikes. The ceramic envelope and with nickel connectors allow for high loads and Ruilon offers products that function at 20KA,40KA,50KA,60KA,100KA&150KA. The breakdown voltages of the devices have a wide range (up to 20% tolerance). Major applications are high frequency telecommunication lines, stations, security systems, HID and high quality Surge Protection Devices (SPD).



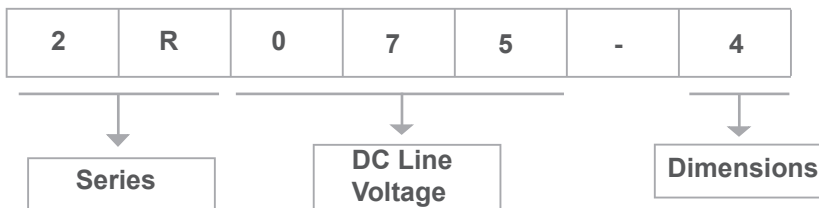
Features

1. RoHS & HF compliant
2. SMD Structure
3. DC Spark-over voltage: 75~2000V
4. Low Capacitance
5. Agency Recognition : UL/ cUL
6. Operating temperature: -30°C ~ +85°C Storage temperature: -40°C ~ +115°C

Recommended Applications

1. Cable Modem
2. xDSL
3. Set-Top Box
4. TV sets
5. Power supplier
6. Consumer electronics

Part Number Code



Gas Discharge Tubes - 2R-4S Series

Electrical Characteristics

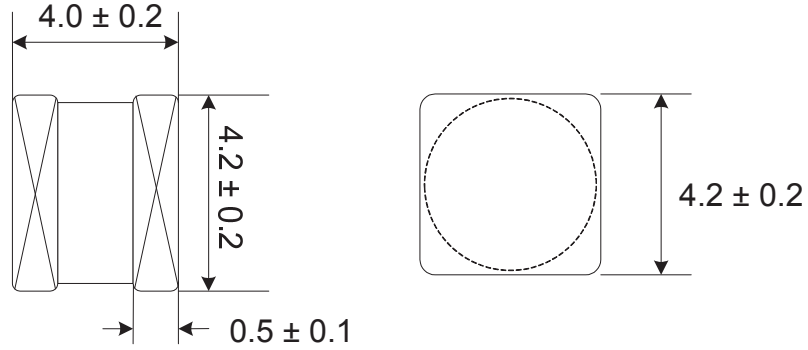
Part No.	DC Spark-over Voltage	Maximum Impulse Breakdown Voltage		Max. Impulse Discharge Current (8/20 μ s)		Impulse Life (10/1000 μ s)	Normal Alternating Discharge Current		DC Holdover Voltage	Minimum Insulation Resistance	Maximum Capacitance (1MHz)
	100V/S	1KV/ μ S	1KV/ μ s	1 times	10 times	300 A	50Hz 1Sec	Single 9 Cycles	<150ms		
	(V)	(V)	(V)	(KA)		Times	(A)		(V)		
2R075-4S	75 \pm 20%	700	800	5	3	300	3	6	52	1	0.5
2R090-4S	90 \pm 20%	700	800	5	3	300	3	6	52	1	0.5
2R150-4S	150 \pm 20%	600	800	5	3	300	3	6	80	1	0.5
2R230-4S	230 \pm 20%	600	700	5	3	300	3	6	150	1	0.5
2R250-4S	250 \pm 20%	600	700	5	3	300	3	6	150	1	0.5
2R300-4S	300 \pm 20%	600	700	5	3	300	3	6	150	1	0.5
2R350-4S	350 \pm 20%	650	800	5	3	300	3	6	150	1	0.5
2R400-4S	400 \pm 20%	700	800	5	3	300	3	6	150	1	0.5
2R470-4S	470 \pm 20%	800	900	5	3	300	3	6	150	1	0.5
2R600-4S	600 \pm 20%	900	1000	5	3	300	3	6	150	1	0.5
2R800-4S	800 \pm 20%	1300	1400	3	2	100	2	4	150	1	0.5
2R1000-4S	1000 \pm 20%	1500	1600	3	2	100	2	4	150	1	0.5
2R1200-4S	1200 \pm 20%	1700	1800	3	2	100	2	4	150	1	0.5
2R1400-4S	1400 \pm 20%	1700	1800	3	2	100	2	4	150	1	0.5
2R1500-4S	1500 \pm 20%	2000	2100	3	2	100	2	4	150	1	0.5
2R1600-4S	1600 \pm 20%	2000	2100	3	2	100	2	4	150	1	0.5
2R1800-4S	1800 \pm 20%	2500	2600	3	2	100	2	4	150	1	0.5
2R2000-4S	2000 \pm 20%	2700	2600	3	2	100	2	4	150	1	0.5

DC Spark-over Voltage	DC Measuring Voltage
75-90V	50V
150-400V	100V
470-800V	250V
1000-2000V	500V

Gas Discharge Tubes - 2R-4S Series

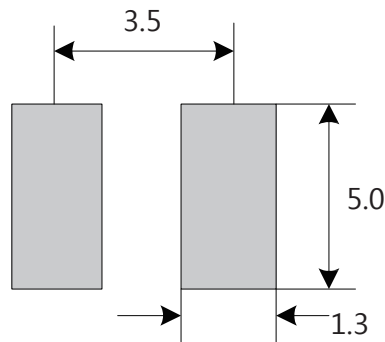
Dimension

Unit:mm



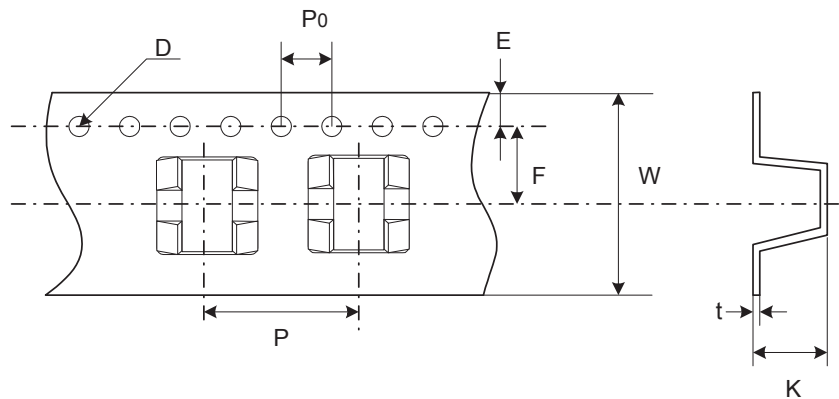
Recommended Pad Size

Unit:mm



Packaging Taping

Unit:mm

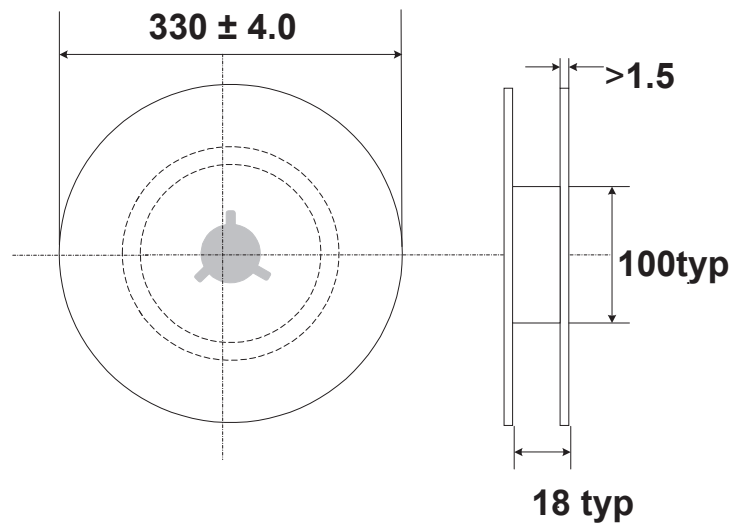


Gas Discharge Tubes - 2R-4S Series

Quantity: 900pcs per reel (13")

Unit:mm

Item	P	PO	W	F	E	D	K	t
Spec.	12.0	4.0	16.0	7.5	1.75	Φ1.55	4.6	0.5
Tolerance	±0.1	±0.1	±0.3	±0.1	±0.1	±0.05	+0.2,-0.1	±0.05



Warehouse Storage Conditions of Products

- Storage Conditions:
 1. Storage Temperature: $-10^{\circ}\text{C} \sim +40^{\circ}\text{C}$
 2. Relative Humidity: $\leq 75\% \text{RH}$
 3. Keep away from corrosive atmosphere and sunlight.
- Period of Storage: 1 year

RuiLongYuan Electronics Co., Ltd.

- Reproducing and modifying information of the document is prohibited without permission from Ruilongyuan International Inc.
- Ruilongyuan International Inc. reserves the rights to make changes of the content herein the document anytime without notification. Please refer to our website for the latest document.
- Ruilongyuan International Inc. disclaims any and all liability arising out of the application or use of any product including damages incidentally and consequentially occurred.
- Ruilongyuan International Inc. does not assume any and all implied warranties, including warranties of fitness for particular purpose, non-infringement and merchantability.
- Applications shown on the herein document are examples of standard use and operation. Customers are responsible in comprehending the suitable use in particular applications. Ruilongyuan International Inc. makes no representation or warranty that such applications will be suitable for the specified use without further testing or modification.
- The products shown herein are not designed and authorized for equipments requiring high level of reliability or relating to human life and for any applications concerning life-saving or life-sustaining, such as medical instruments, transportation equipment, aerospace machinery et cetera. Customers using or selling these products for use in such applications do so at their own risk and agree to fully indemnify Ruilongyuan International Inc. for any damages resulting from such improper use or sale.

Tel: +86-755-8290 8296

Fax: +86-755-8290 8002

E-mail: jack@ruilon.com