

Customer Name	Standard specification	FUJITSU MEDIA DEVICES LIMITED	
System	CELL/ PCS Rx (50/100ohms)	DATE	May. 09, 2006
FMD Part Number	FAR-G6KE-1G9600-Y4LY	Version 1.1cc	

Table 1. Electrical specifications(Filter1)

Passband: 869 ~ 894 MHz						
Item	Condition (MHz)	Specification			Unit	Remarks
		Min.	Typ.	Max.		
Insertion Loss	869~894	-	1.7	2.5	dB	
Ripple	869~894	-	0.6	1.4	dB	
Absolute attenuation	DC~824	45	66	-	dB	
	824~849	35	55	-	dB	
	914~960	25	35	-	dB	
	960~2000	40	51	-	dB	
	2000~6000	30	43	-	dB	
VSWR (Input)	869~894	-	1.5	2.1	-	
VSWR (Output)	869~894	-	1.6	2.1	-	
Amplitude balance (S ₂₁ /S ₃₁)	869~894	-0.8	-0.1/ +0.4	+0.8	dB	
Phase balance (∠S ₂₁ -∠S ₃₁ +180)	869~894	-8	-0.7/ +4	+8	deg.	
Input Impedance	Unbalanced	50			Ohm	
Output Impedance	Balance	100			Ohm	
Operating Temperature		-30 ~ +85			°C	

Customer Name	Standard specification	FUJITSU MEDIA DEVICES LIMITED	
System	CELL/ PCS Rx (50/100ohms)	DATE	May. 09, 2006
FMD Part Number	FAR-G6KE-1G9600-Y4LY	Version 1.1cc	

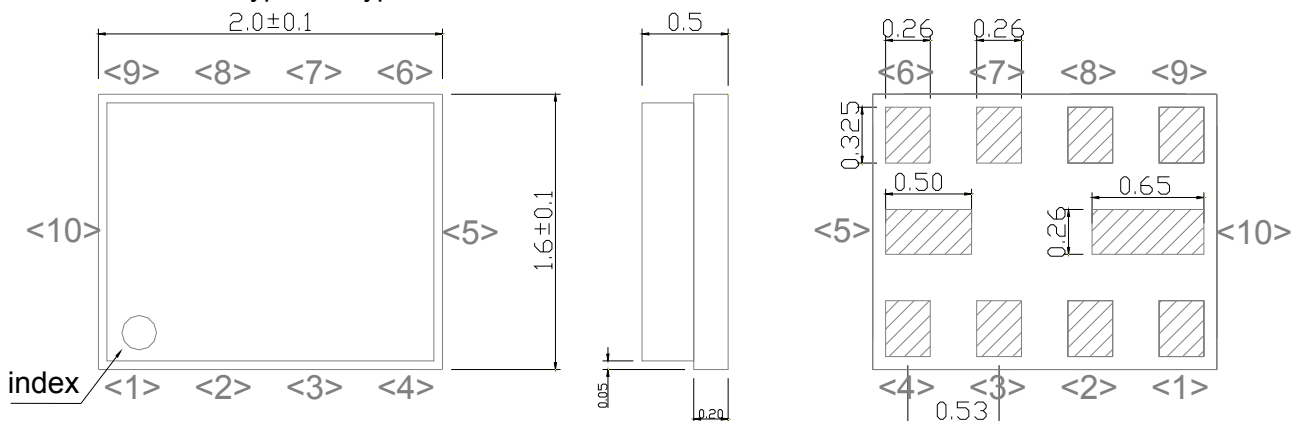
Table 1-2. Electrical specifications(Filter2)

Passband: 1930 ~ 1990 MHz						
Item	Condition	Specification			Unit	Remarks
		Min.	Typ.	Max.		
Insertion Loss	1930~1990 MHz	-	2.0	3.0	dB	+25+/-2°C
		-	-	3.5	dB	
Ripple	1930~1990 MHz	-	0.9	2.4	dB	
Absolute attenuation	DC~1830 MHz	30	38	-	dB	
	1830~1910 MHz	18	22	-	dB	+25+/-2°C
		13	-	-	dB	
	2010~2070 MHz	15	18	-	dB	+25+/-2°C
		10	-	-	dB	
	2070~2150 MHz	22	26	-	dB	
2150~3000 MHz	28	36	-	dB		
3000~6000 MHz	30	40	-	dB		
VSWR (Input)	1930~1990 MHz	-	1.7	2.3	-	
VSWR (Output)	1930~1990 MHz	-	1.7	2.3	-	
Amplitude Balance S21 / S31	1930~1990 MHz	-1.7	-0.4/+1.0	+1.7	dB	
Phase Balance (Φ S21- Φ S31)+180	1930~1990 MHz	-13	-4/+4	+13	deg.	
Input Impedance	Unbalanced	50			Ohm	
Output Impedance	Balance	100//12nH			Ohm	
Operating Temperature		-30 ~ +85			°C	

Customer Name	Standard specification	FUJITSU MEDIA DEVICES LIMITED	
System	CELL/ PCS Rx (50/100ohms)	DATE	May. 09, 2006
FMD Part Number	FAR-G6KE-1G9600-Y4LY	Version 1.1cc	

Dimensions

Device size: 2.0typ. x 1.6typ. x 0.5max.




Unit: mm

Pin Configuration

Pin No.	Pin name	Description
1	IN	Filter1 input pin
2	GND	Ground
3	GND	Ground
4	IN	Filter2 input pin
5	GND	Ground
6	OUT	Filter2 balanced output pin
7	OUT	Filter2 balanced output pin
8	OUT	Filter1 balanced output pin
9	OUT	Filter1 balanced output pin
10	GND	Ground

Filter No.	Passband(MHz)	System
1	869 ~ 894	CELL-Rx
2	1930 ~ 1990	PCS-Rx

Evaluation Circuit



Customer Name	Standard specification	FUJITSU MEDIA DEVICES LIMITED	
System	CELL/ PCS Rx (50/100ohms)	DATE	May. 09, 2006
FMD Part Number	FAR-G6KE-1G9600-Y4LY	Version 1.1cc	

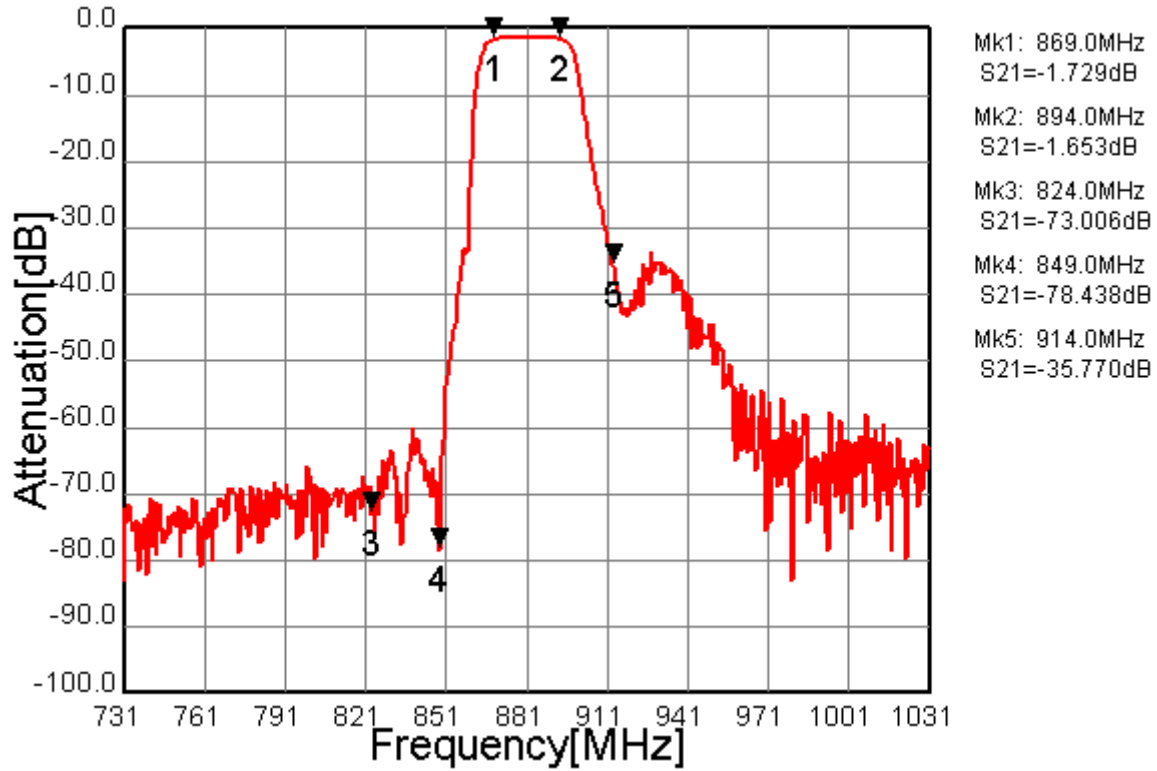


Fig.1 Pass-band Characteristics (Filter1)

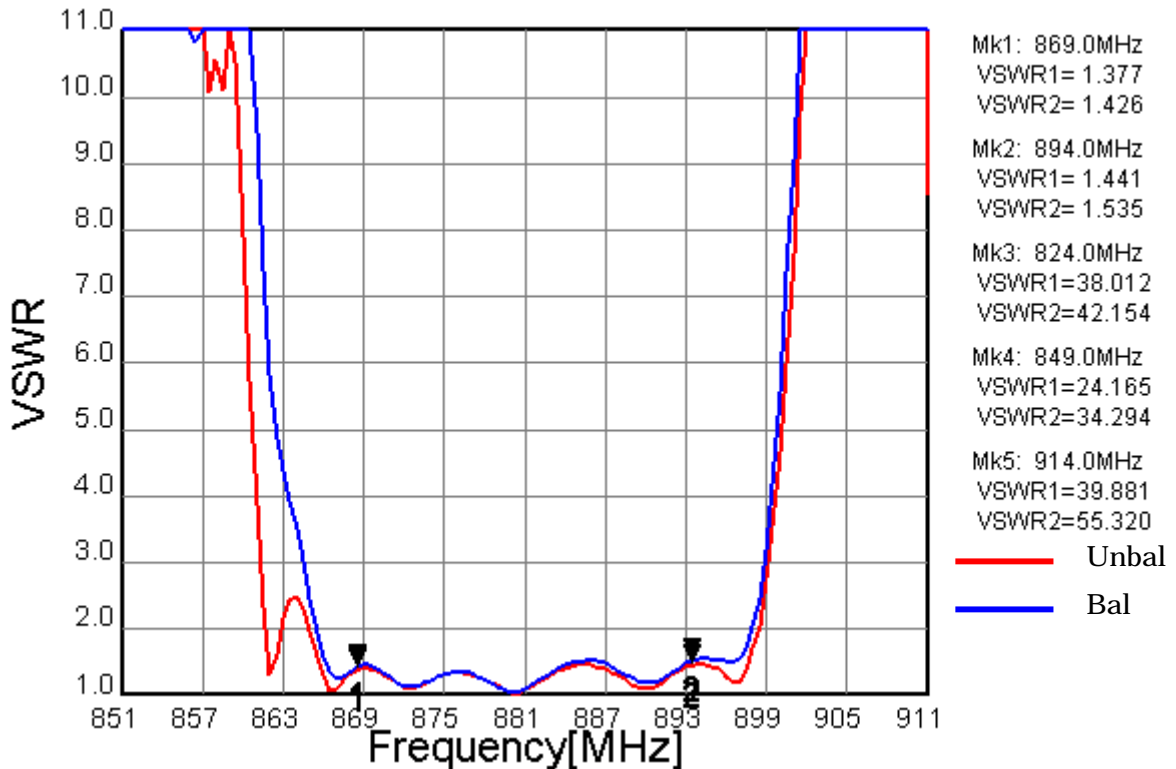


Fig.2 VSWR (Filter1)

Customer Name	Standard specification	FUJITSU MEDIA DEVICES LIMITED	
System	CELL/ PCS Rx (50/100ohms)	DATE	May. 09, 2006
FMD Part Number	FAR-G6KE-1G9600-Y4LY	Version 1.1cc	

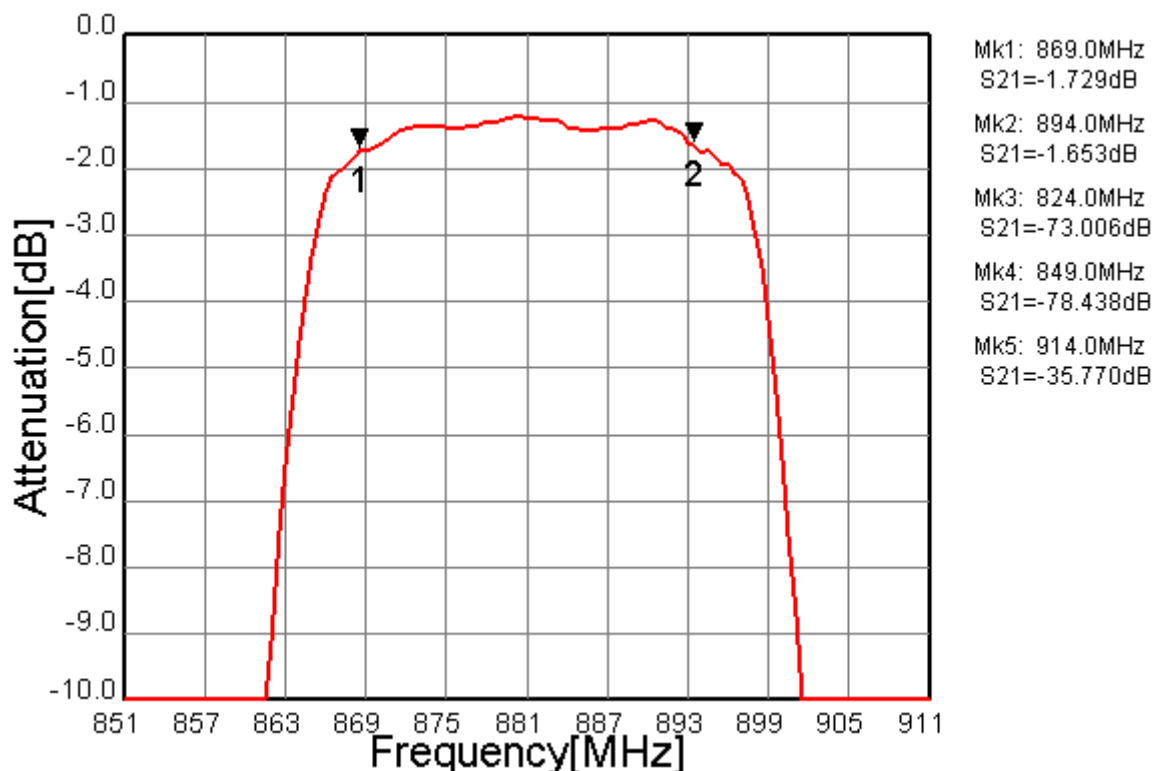


Fig.3 In-band Characteristics (Filter1)

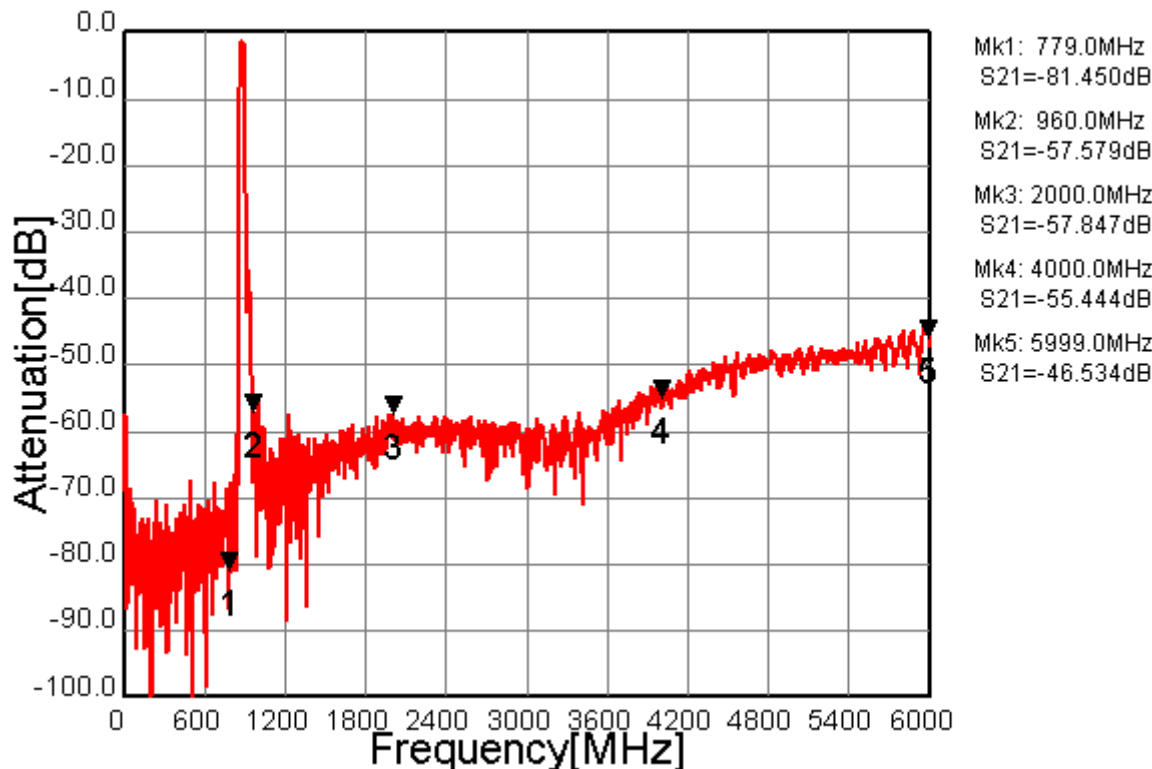


Fig.4 Wide-band Characteristics (Filter1)

Customer Name	Standard specification	FUJITSU MEDIA DEVICES LIMITED	
System	CELL/ PCS Rx (50/100ohms)	DATE	May. 09, 2006
FMD Part Number	FAR-G6KE-1G9600-Y4LY	Version 1.1cc	

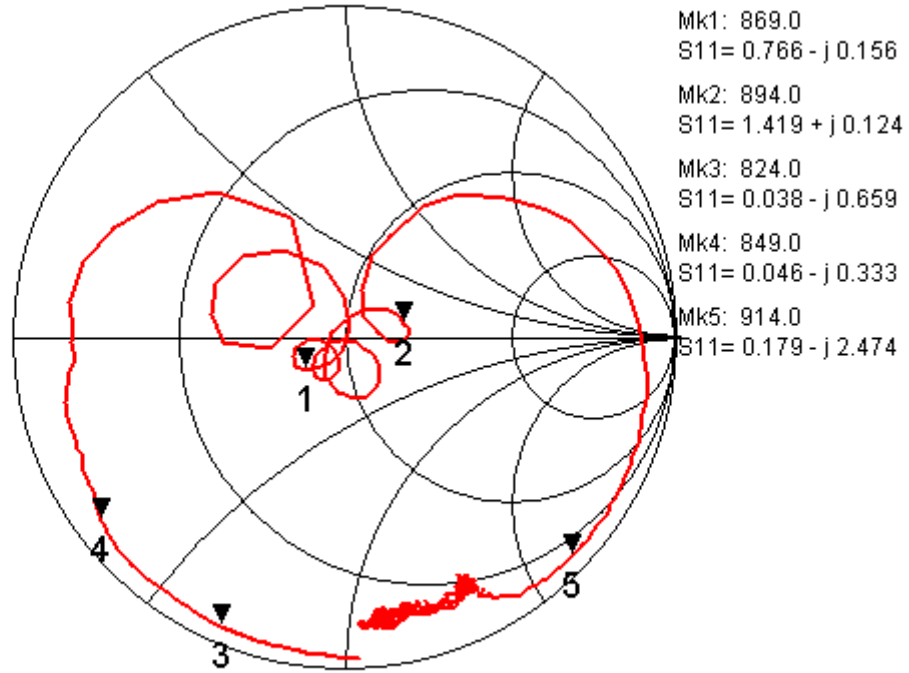


Fig.5 Input Impedance (Unbalance) (Filter1)

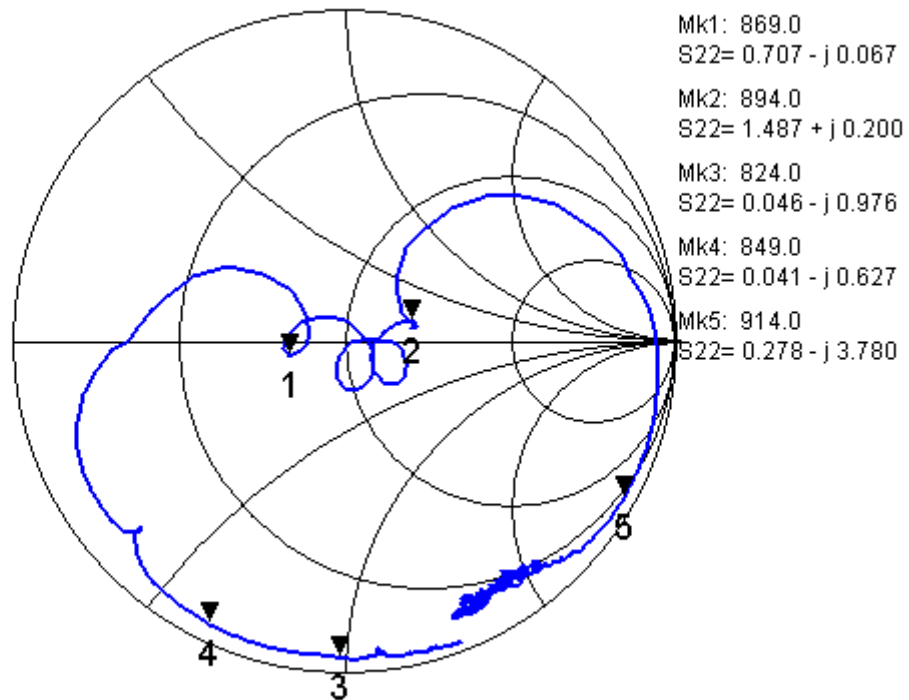


Fig.6 Output Impedance (Balance) (Filter1)

Customer Name	Standard specification	FUJITSU MEDIA DEVICES LIMITED	
System	CELL/ PCS Rx (50/100ohms)	DATE	May. 09, 2006
FMD Part Number	FAR-G6KE-1G9600-Y4LY	Version 1.1cc	

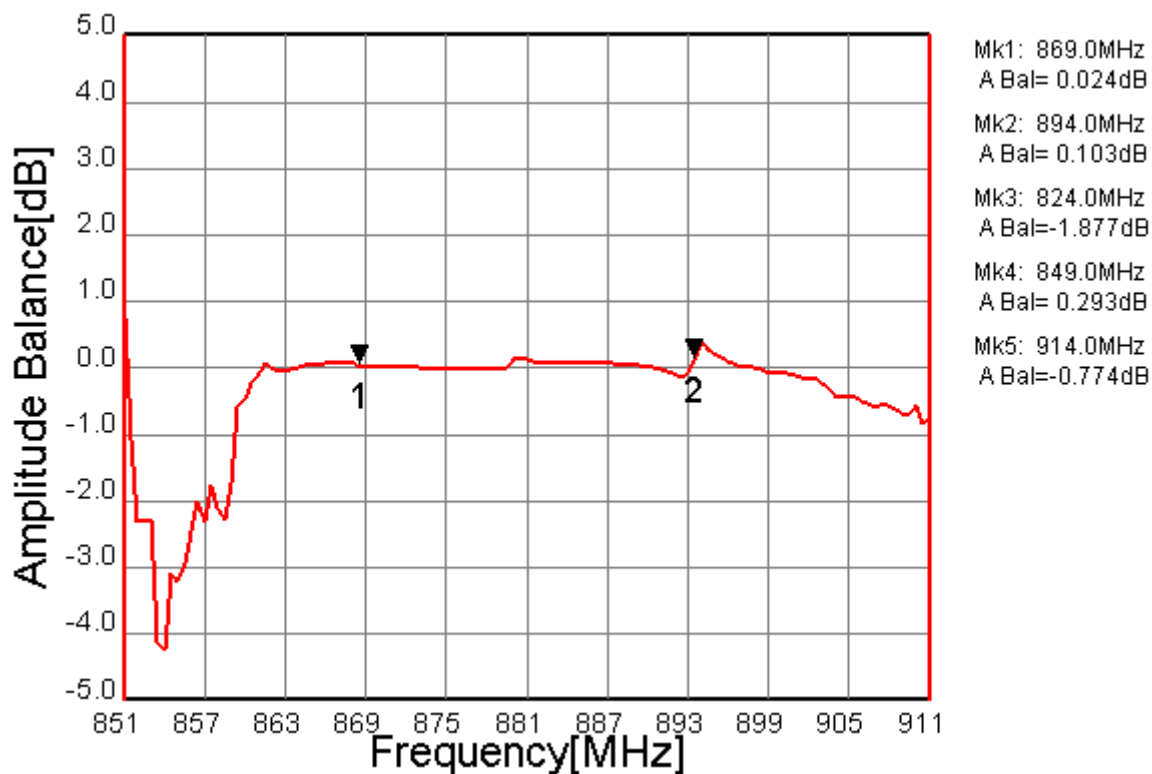


Fig.7 Amplitude Balance (Filter1)

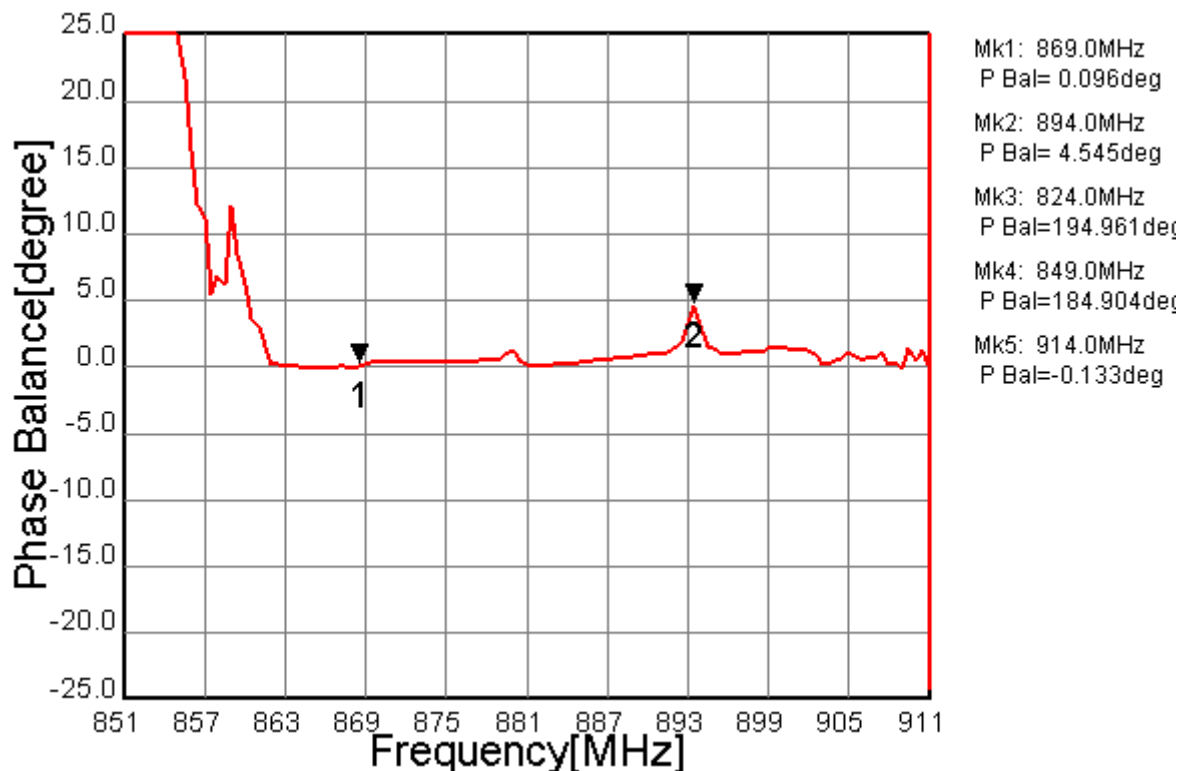


Fig.8 Phase Balance (Filter1)

Customer Name	Standard specification	FUJITSU MEDIA DEVICES LIMITED	
System	CELL/ PCS Rx (50/100ohms)	DATE	May. 09, 2006
FMD Part Number	FAR-G6KE-1G9600-Y4LY	Version 1.1cc	

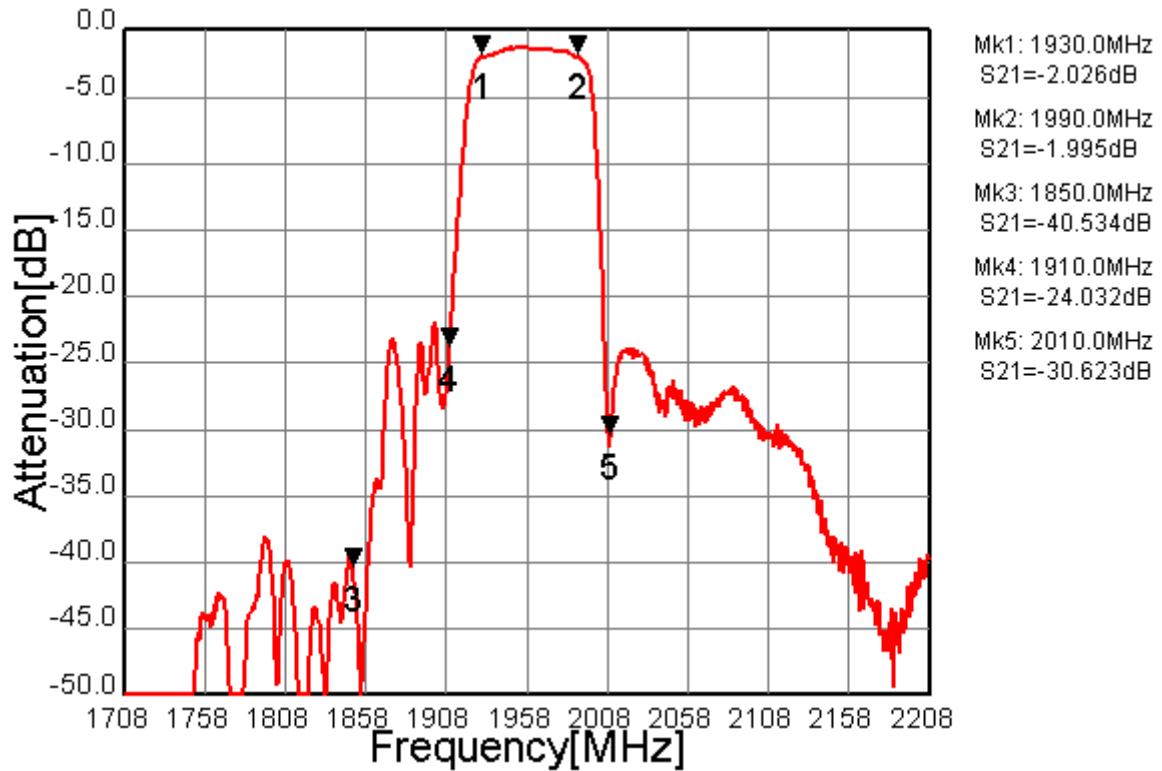


Fig.9 Pass-band Characteristics (Filter2)

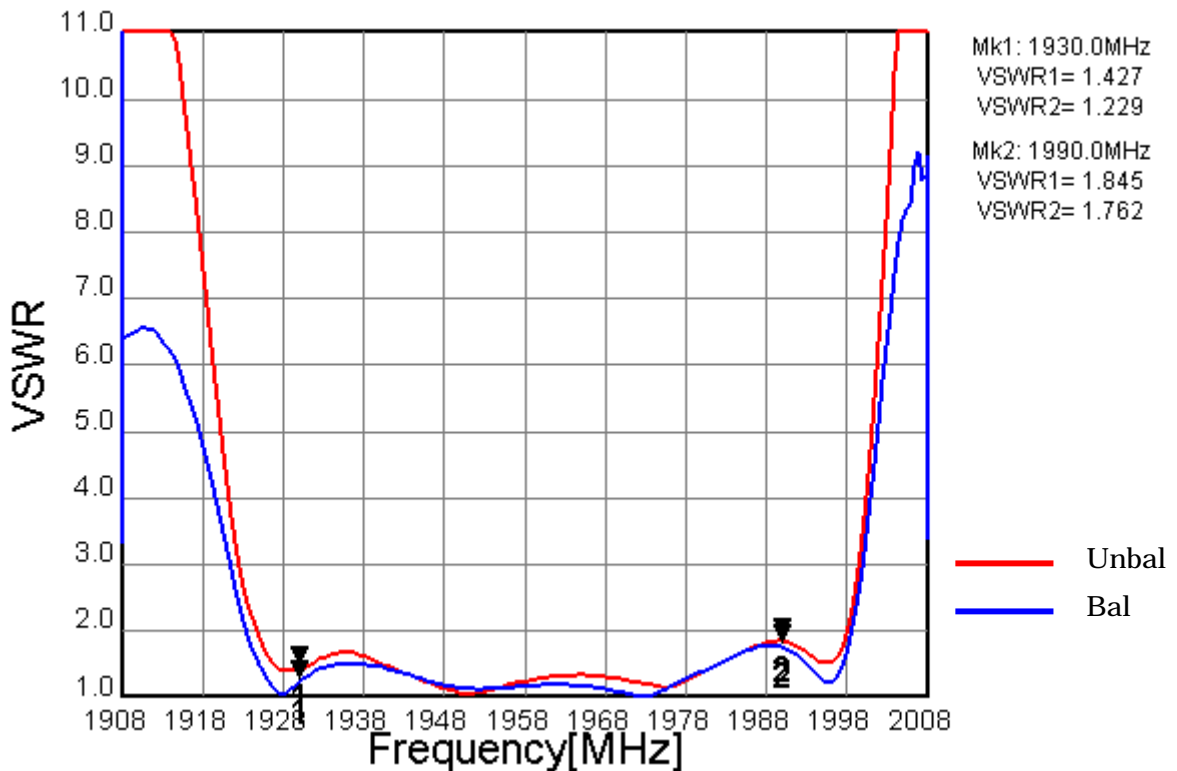


Fig.10 VSWR (Filter2)

Customer Name	Standard specification	FUJITSU MEDIA DEVICES LIMITED	
System	CELL/ PCS Rx (50/100ohms)	DATE	May. 09, 2006
FMD Part Number	FAR-G6KE-1G9600-Y4LY	Version 1.1cc	

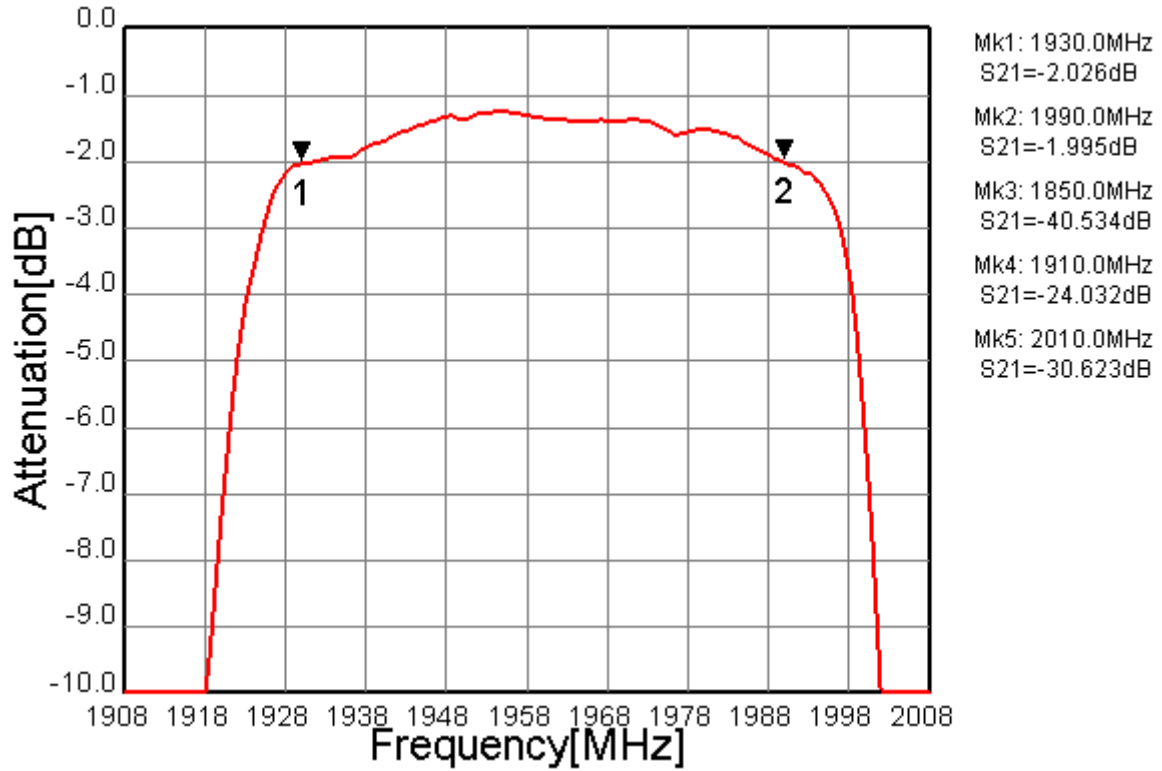


Fig.11 In-band Characteristics (Filter2)

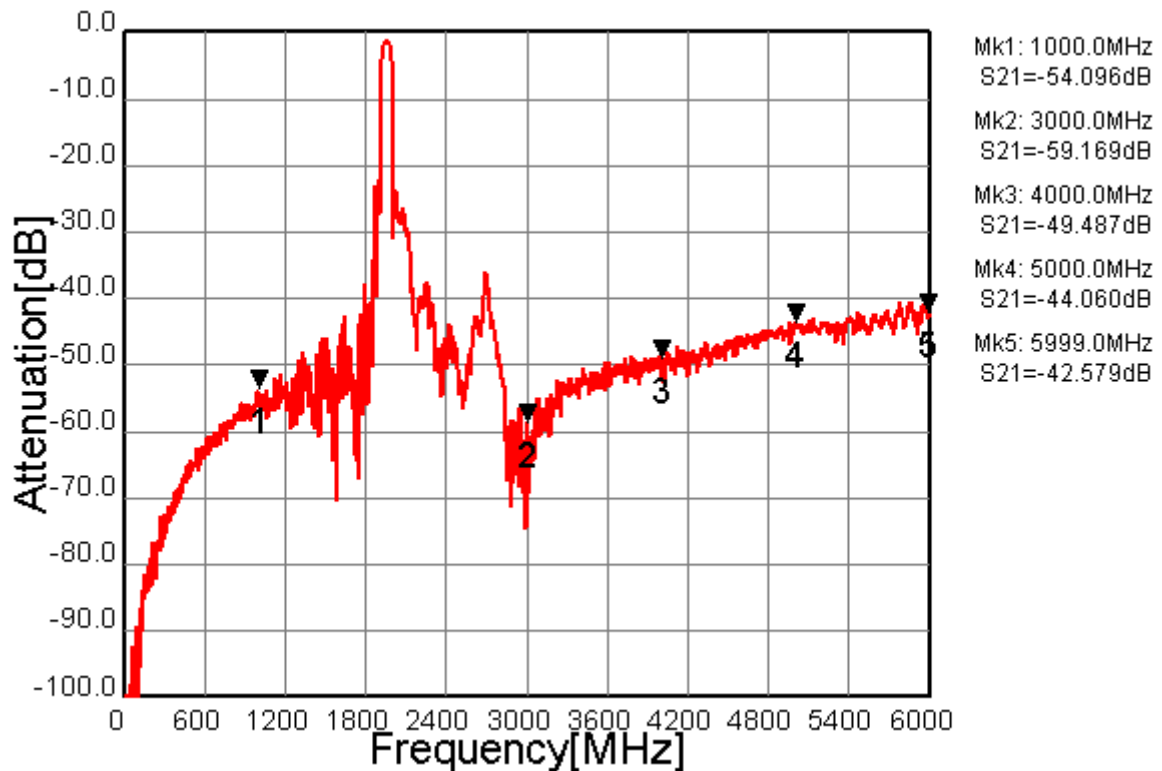


Fig.12 Wide-band Characteristics (Filter2)

Customer Name	Standard specification	FUJITSU MEDIA DEVICES LIMITED	
System	CELL/ PCS Rx (50/100ohms)	DATE	May. 09, 2006
FMD Part Number	FAR-G6KE-1G9600-Y4LY	Version 1.1cc	

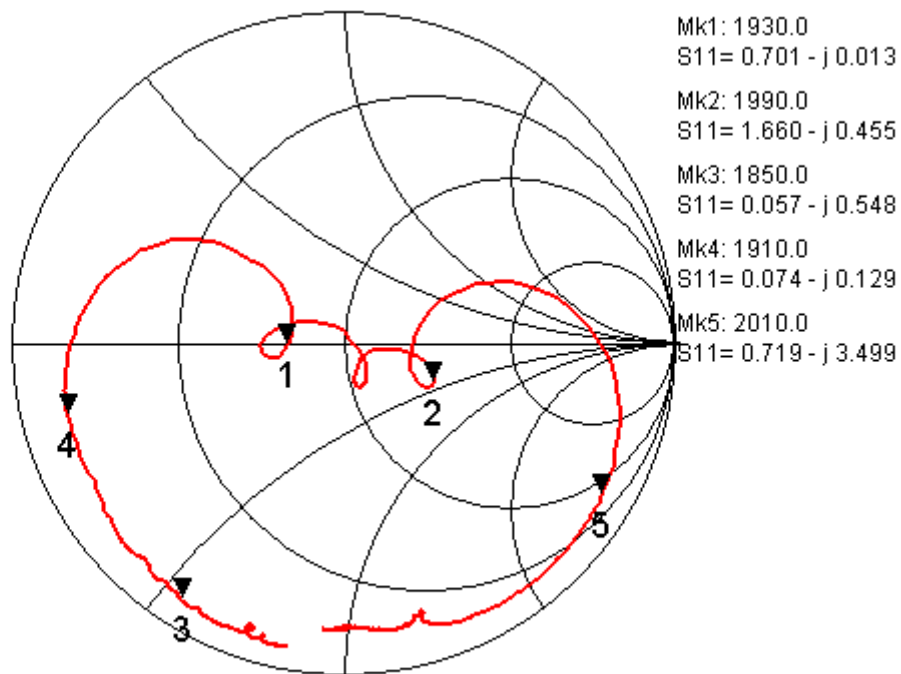


Fig.13 Input Impedance (Unbalance) (Filter2)

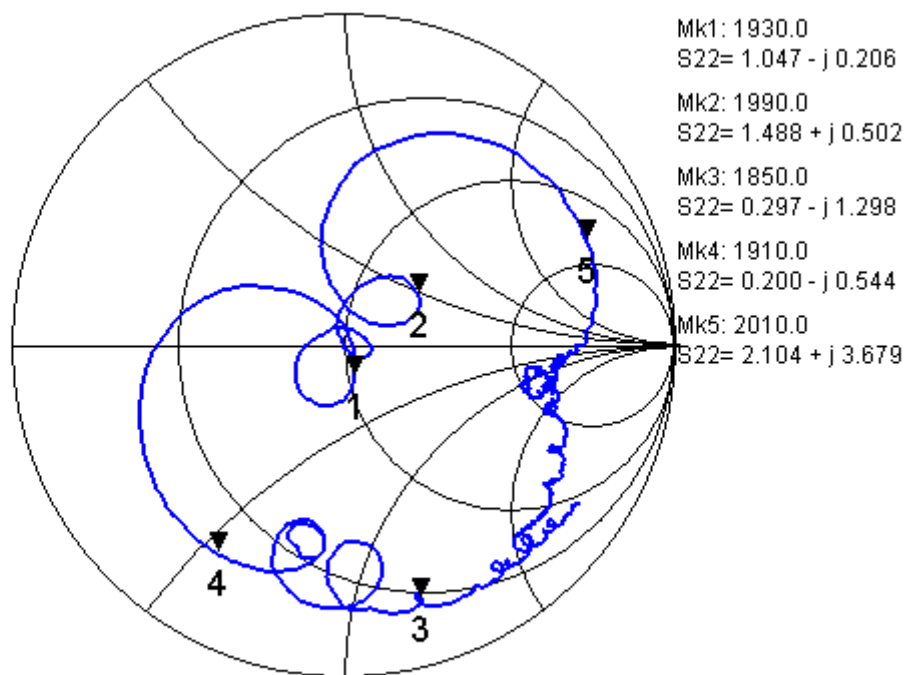


Fig.14 Output Impedance (Balance) (Filter2)

Customer Name	Standard specification	FUJITSU MEDIA DEVICES LIMITED	
System	CELL/ PCS Rx (50/100ohms)	DATE	May. 09, 2006
FMD Part Number	FAR-G6KE-1G9600-Y4LY	Version 1.1cc	

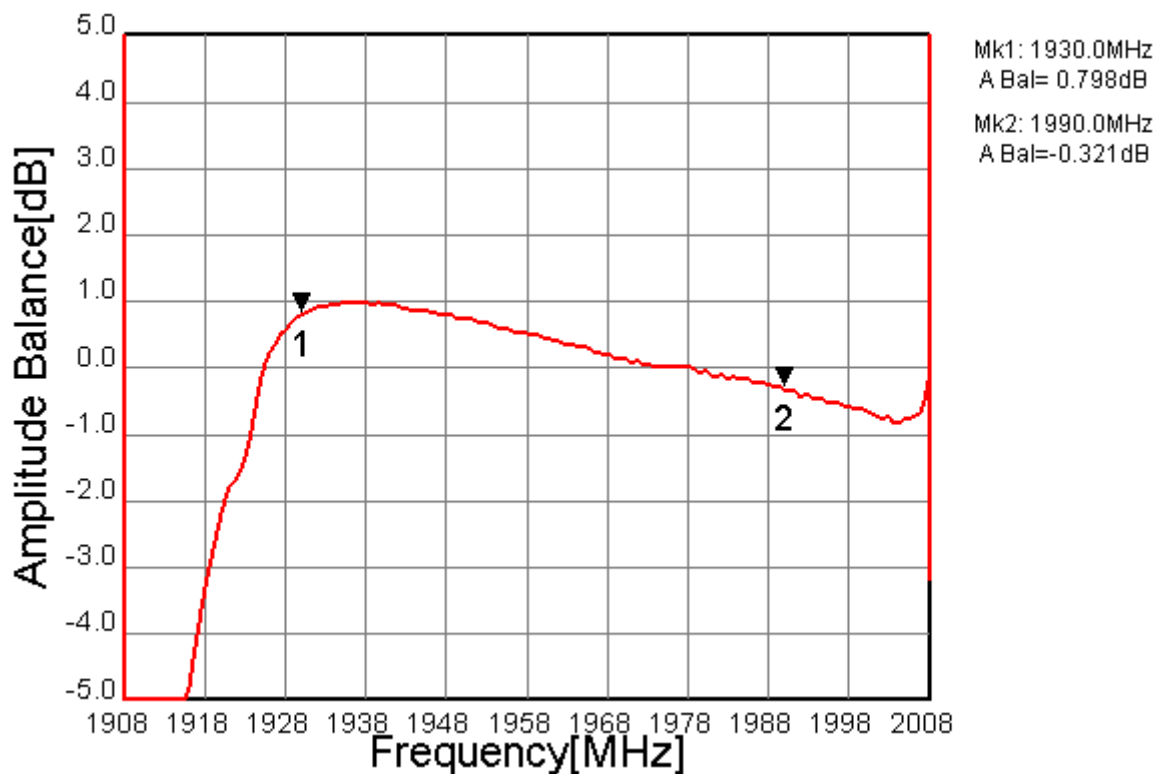


Fig.15 Amplitude Balance (Filter2)

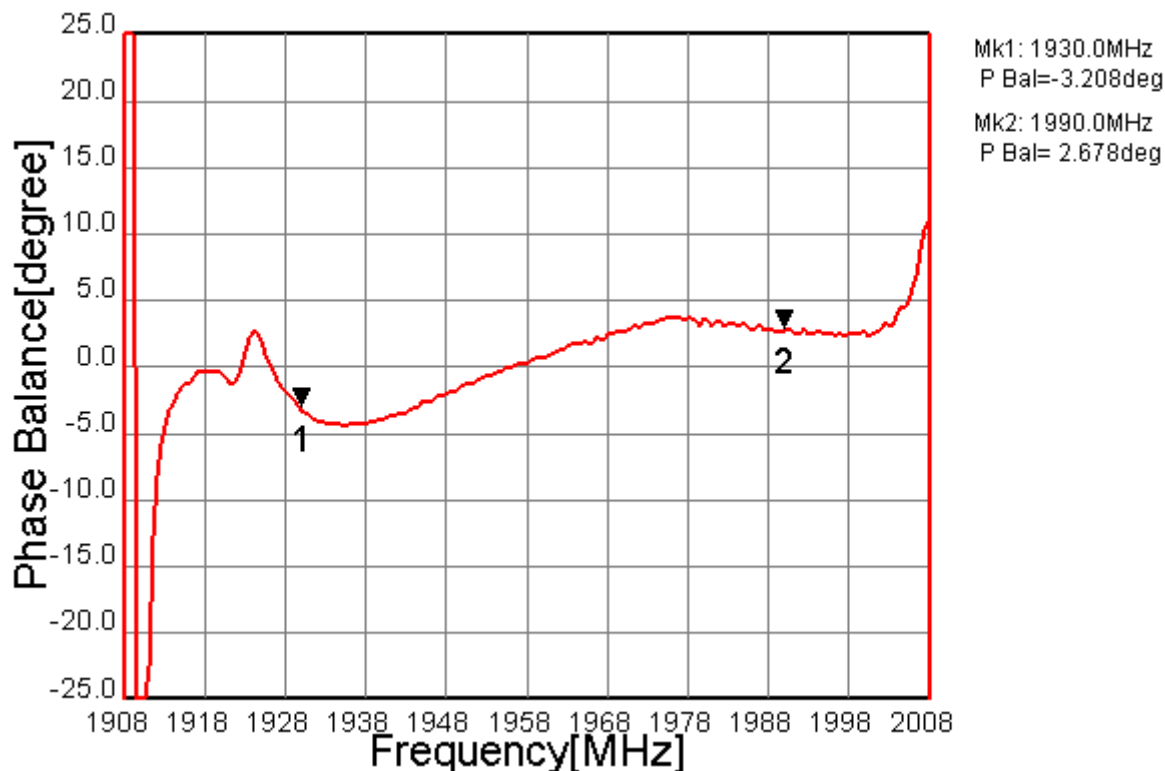


Fig.16 Phase Balance (Filter2)