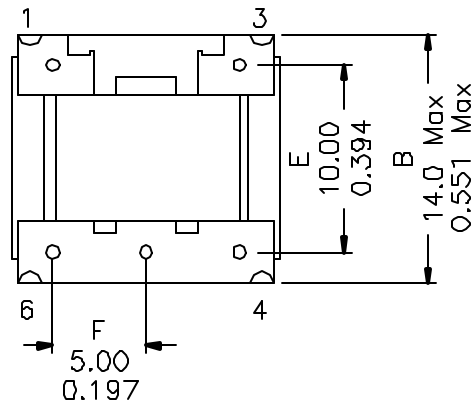
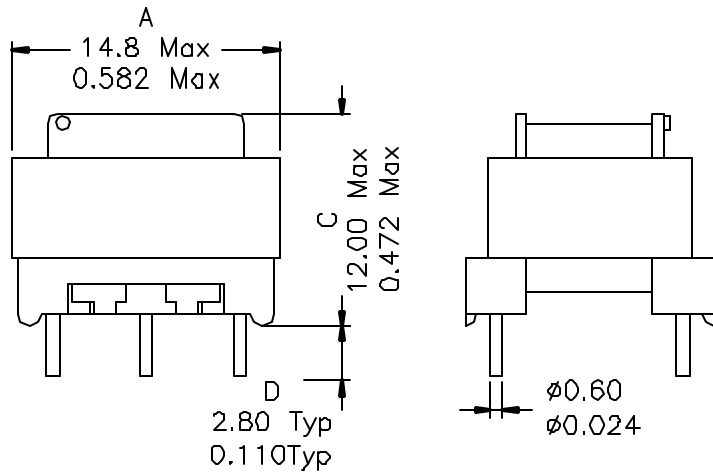
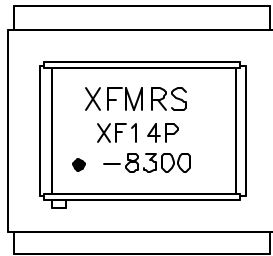
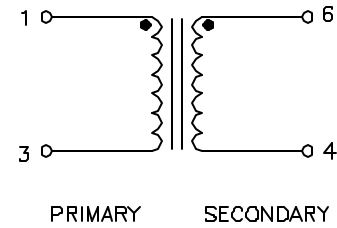


### 1. Mechanical Dimensions:



(BOTTOM VIEW)

### 2. Schematic:



### 3. Electrical Specifications:

TURN RATIO: 1:1 ±2% (PRI · SEC) @1KHZ ,1.0V

IMPEDENCE: Designed to reflect 600 ohms on PRI with RL  
324 Ohms

PRI. DCR: 135 ±10% Ohms @20°C

SEC. DCR: 143 ±10% Ohms @20°C

INSERTION LOSS: 3.0dB Typ @1KHZ, 1.0V20°C

Longitudinal Balance: 60dB Min 200-1000Hz

Longitudinal Balance: 40dB Min 1KHz-4KHz

Total Harmonic Distortion: 82dB Typ 600 Hz, 10dBm

HIPOT: 1250Vac PRI to SEC

Note:

1. Solderability Leads shall meet MIL-STD-202, Method 208D for solderability.
2. Flammability: UL94V-0,
3. ASTM oxygen index: > 28% ,
4. Temperature rating. 155°C. UL file E151556,
5. Operating Temperature Range: -40°C to +85°C

DOC REV. A/1

|                         |   |                 |           |
|-------------------------|---|-----------------|-----------|
| <b>XFMRS Inc.</b>       | Title: MODEM TRANSFORMER  |                 |           |
|                         | UNLESS OTHERWISE SPECIFIED TOLERANCES:<br>.xx ±0.30mm<br>Dimensions in mm<br>Inch | P/N: XF14P-8300 | REV. A    |
|                         | DWN.  | 廖玉坤             | Jan-30-01 |
|                         | CHK.  | 李清儿             | Jan-30-01 |
| Scale: 2.5:1 SHT 1 OF 1 | APP.  | BW              | Jan-30-01 |