


MSD0808



Electrical Characteristics (UL/CSA STD 248-14)

Testing current	Blow Time	
	Minimum	Maximum
100%	4 Hrs.	N/A
200%	N/A	30 Sec

Approvals



Safety Agency Approvals	Amp range / Volt @ I.R. ability
Recognized File No. E20624 Certified File No. LR39772	250mA - 7A / 125V @ 50A AC ; 300A DC

RoHS Compliant Product

RoHS Wave Soldering Compatible : (260°C, 10 sec max)

Environmental Specification

Shock Resistance

MIL-STD-202G, Method 213, Condition I
(100 G's peak for 6 milliseconds; Sawtooth Waveform)

Vibration Resistance

10-55 Hz x 3 axis/ no load (MIL-STD-202, Method 201)

Salt Spray Resistance

MIL-STD-202, Method 101, Condition B (48Hrs)

Solderability

MIL-STD-202G, Method 208H

Soldering Heat Resistance

MIL-STD-202F, Method 210E Test Condition C. Top Side
(260°C, 20 sec)

Moisture Resistance

MIL-STD-202F, Method 106

Operating Temperature

-55°C to 125°C

Physical Specification

Materials

Body:
Molded with UL Recognized epoxy component plastic, UL94-V0
LeadWire:
Matte Tin Plated Copper, Diameter 0.032" for all ratings

Marking

On fuse:
"bel", "MS", "Current Rating", "125V" printed in green color

Catalog Number	Ampere Rating	Typical Cold Resistance (ohm)	Volt-drop @100% I _n (Volt) max.	Melting I ² T < 10 mSec (A ² Sec)	Melting I ² T @10 I _n (A ² Sec)	Maximum Power Dissipation (W)
MS 250	250mA	3.20	2.20	0.047	0.042	0.80
MS 300	300mA	2.57	2.02	0.063	0.056	0.82
MS 375	375mA	1.66	1.69	0.111	0.101	0.85
MS 500	500mA	1.07	1.42	0.20	0.18	0.88
MS 750	750mA	0.55	1.09	0.46	0.44	0.94
MS 1	1A	0.36	0.91	0.81	0.78	0.98
MS 1.25	1.25A	0.23	0.77	1.44	1.41	1.01
MS 1.5	1.5A	0.18	0.70	1.9	1.9	1.03
MS 2	2A	0.12	0.59	3.4	3.4	1.08
MS 2.5	2.5A	0.08	0.50	6.0	6.1	1.12
MS 3	3A	0.06	0.45	8.0	8.1	1.14
MS 3.5	3.5A	0.05	0.42	10.6	10.9	1.17
MS 4	4A	0.04	0.38	14	15	1.19
MS 5	5A	0.02	0.29	33	35	1.26
MS 7	7A	0.01	0.25	59	63	1.31

Consult manufacturer for other ratings

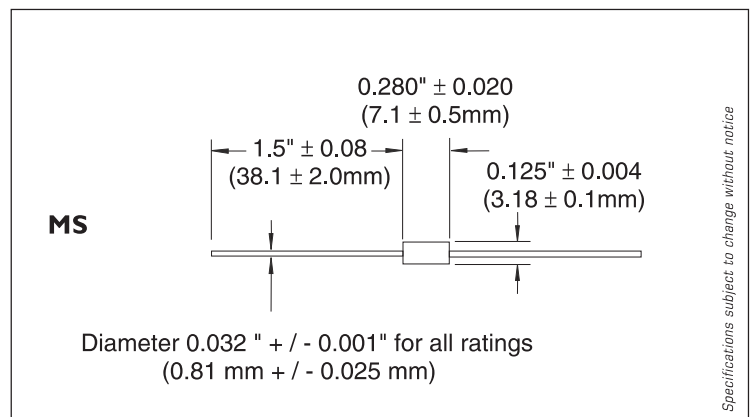
On label:

"bel", "MS", "Current Rating", "Voltage Rating", "Interrupting rating", "Appropriate Safety Logos" and "M", "50" (China RoHS compliant)

Packaging

- In bulk:
1,000 pcs per box
- On Axial Tape & Reel:
2,500 pcs per reel
- Tape & Reel specification:
per EIA-296-E & IEC 286-1 @ 5mm Pitch and 52.4mm inside Tape Spacing

Mechanical Dimensions



ORDERING INFORMATION SEE LAST 2 PAGES

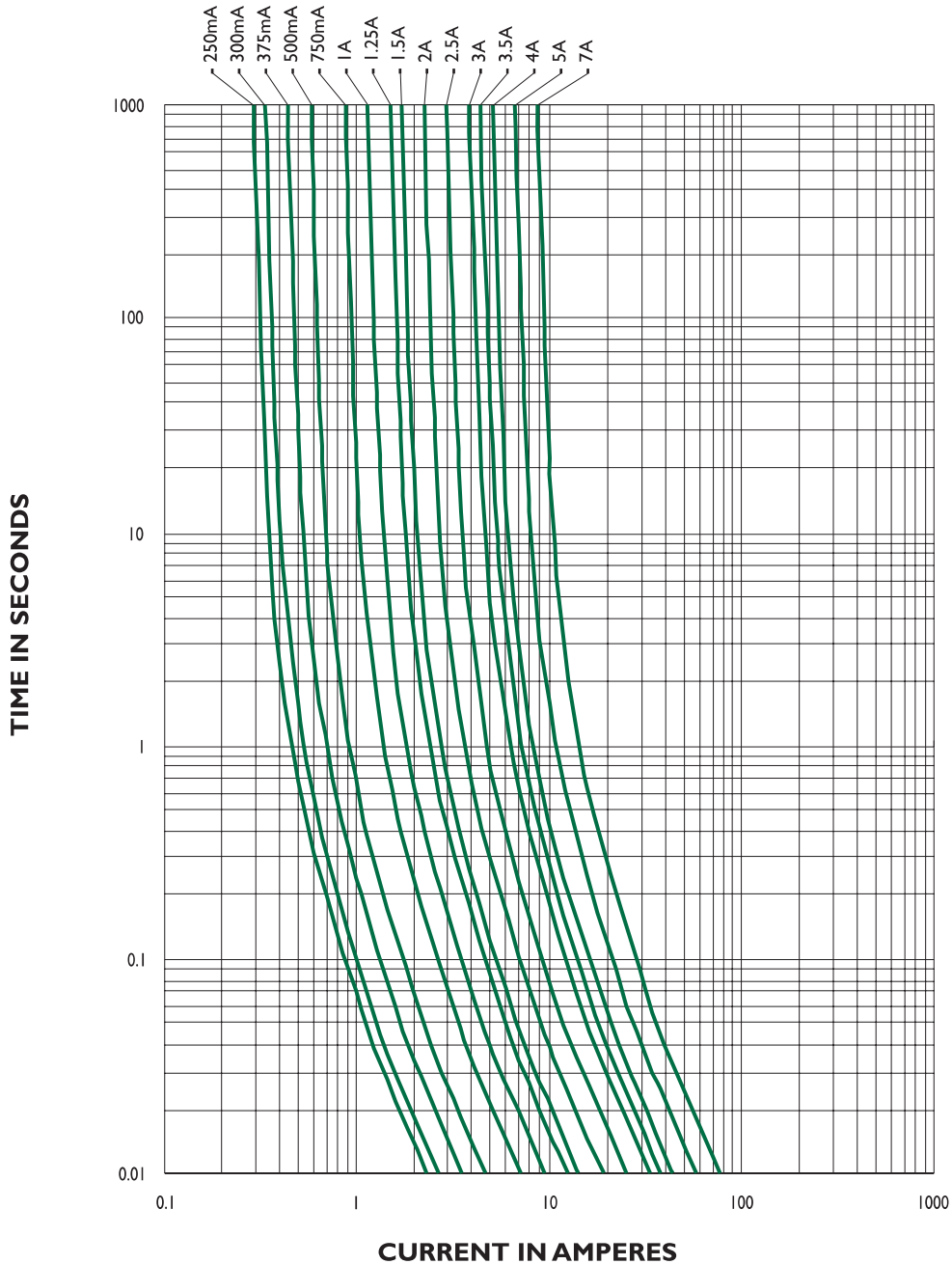
Type MS
Slow Blow Micro Fuse

3 X 7 mm size
 RoHS Compliant



MSC0808

MS - TIME CURRENT CHARACTERISTIC CURVE



Specifications subject to change without notice

NOTE - see important information under "User Guide" on P.08

Corporate Office

Bel Fuse Inc.
 206 Van Vorst Street, Jersey City, NJ 07302
 Tel: 201-432-0463
 Fax: 201-432-9542
 E-Mail: belfuse@belfuse.com
 Website: www.belfuse.com

Far East Office

Bel Fuse Ltd.
 8F/8 Luk Hop Street,
 San Po Kong
 Kowloon, Hong Kong
 Tel: 852-2328-5515
 Fax: 852-2352-3706

European Office

Bel Fuse Europe Ltd.
 Preston Technology Management Centre
 Marsh Lane, Preston PR1 8UG
 Lancashire, U.K
 Tel: 44-1772-556601
 Fax: 44-1772-888366