

1

2

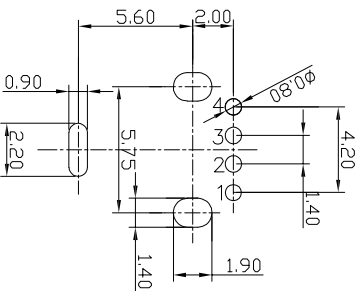
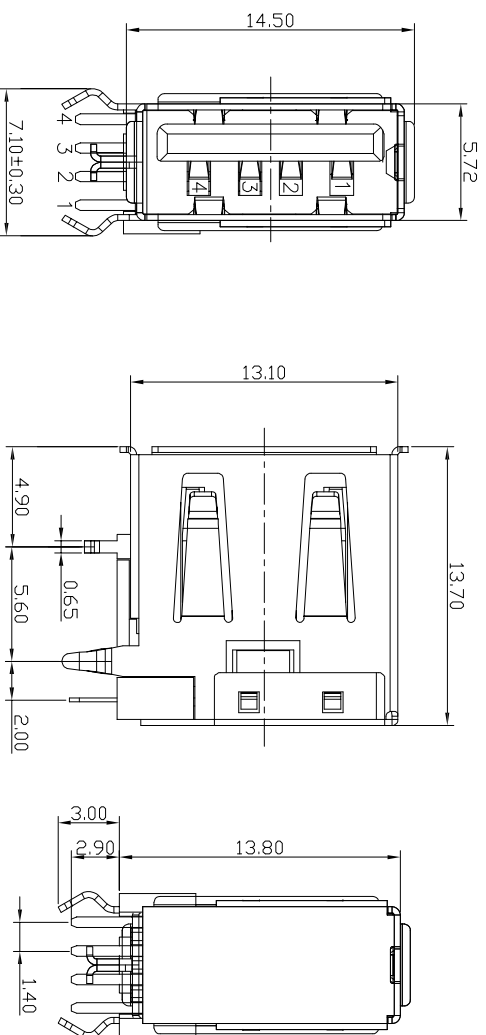
3

4

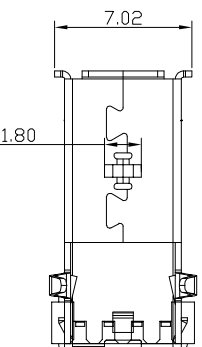
5

6

7

USB2.0 COMPLIANT

RECOMMENDED P.C.B LAYOUT

**NOTES:**

1. Material:
 - 1.1 Housing: PBT+30%GF UL94V-0, Color White
 - 1.2 Shell: Brass
 - 1.3 Contact :Brass
2. FINISH:
 - 2.1 Contact Area: 30u"Au
 - Solder Area: Tin Plated
 - Under: Ni Plated
3. MECHANICAL:
 - 3.1 Mating Force: 3.57kgf Max.
 - 3.2 Unmating Force: 1.02kgf Min
 - 3.3 Durability: 1500 cycles Min
4. ELECTRICAL:
 - 4.1 Current Rating: 1.5A
 - 4.2 Dielectric Strength: 500V AC FOR 1 MINUTE
 - 4.3 Contact Resistance: 30mΩ Max
 - 4.4 Insulation Resistance: 1000 MΩ Min
 5. Operating temperature: -55°C TO +85°C
 6. For wave soldering temperature : 235°C±5°C for 5±1 sec
 7. PACKING: Tray

RoHS compliant

Scale	2:1				
TOLERANCE					
X.X	±0.30				
X.XX	±0.20				
X.XXX	±0.10				
DIM	TOL				
X.X°	±3°				
X.XX°	±2°	Ⓞ	Drawn		
Angle	TOL	Id.	Modification	Date	Name

1

2

3

4

5

6

7

Date

Name

Customer-No.

Drawn 15.05.2014

Winnie

Approved 15.05.2014

Winnie

ASSMANN WSW-No.

A-USB/2-A-E/LP

Drawing-No.

ASS 6418 CO

rev00

Replace

Sheet

H

G

F

E

D

C

B

A