

**LED BARGRAPH DISPLAY**
**BL-AR05Z5706**
**■ Features:**

- 5 bar, 57.0\*6.0\*7.0mm, LED light bar
- Ultra brightness available
- Low current operation.
- Excellent character appearance.
- Easy mounting on P.C. Boards or sockets.
- I.C. Compatible.


**■ Electrical-optical characteristics: (Ta=25°C) (Test Condition: IF=20mA)**

Part No	Chip			VF		Iv TYP.(mcd)
	Emitted Color	Material	$\lambda_p$ (nm)	Unit:V		
				Typ	Max	
BL-AR05Z5706S--XX	Hi Red	GaAlAs/GaAs,SH	660	1.85	2.20	18
BL-AR05Z5706D-XX	Super Red	GaAlAs/GaAs,DH	660	1.85	2.20	30
BL-AR05Z5706UR-XX	Ultra Red	GaAlAs/GaAs,DDH	660	1.85	2.20	45
BL-AR05Z5706E-XX	Orange	GaAsP/GaP	635	2.10	2.50	10
BL-AR05Z5706Y-XX	Yellow	GaAsP/GaP	585	2.10	2.50	10
BL-AR05Z5706G-XX	Green	GaP/GaP	570	2.20	2.50	10
BL-AR05Z5706UHR-XX	Ultra Red	AlGaInP	645	2.10	2.50	45
BL-AR05Z5706UE-XX	Ultra Orange	AlGaInP	630	2.10	2.50	18
BL-AR05Z5706YO-XX	Ultra Amber	AlGaInP	619	2.10	2.50	18
BL-AR05Z5706UY-XX	Ultra Yellow	AlGaInP	590	2.10	2.50	18
BL-AR05Z5706UG-XX	Ultra Green	AlGaInP	574	2.20	2.50	18
BL-AR05Z5706PG-XX	Ultra Pure Green	InGaN	525	3.80	4.50	22
BL-AR05Z5706UB-XX	Ultra Blue	InGaN	470	2.70	4.20	31
BL-AR05Z5706UW-XX	Ultra White	InGaN	/	2.70	4.20	50

--XX: Ref Surface / Epoxy color:

Number	0	1	2	3	4	5
Ref Surface Color	White	Black	Gray	Red	Green	
Epoxy Color	Water clear	White diffused	Red Diffused	Green Diffused	Yellow Diffused	

**LED BARGRAPH DISPLAY**
**BL-AR05Z5706**
**■ Absolute maximum ratings (Ta=25°C)**

Parameter	S	D	UR	E	Y	G	Unit
Forward Current $I_F$	25	25	25	25	25	30	mA
Power Dissipation $P_d$	60	60	60	60	60	65	mW
Reverse Voltage $V_R$	5	5	5	5	5	5	V
Peak Forward Current $I_{PF}$ (Duty 1/10 @1KHZ)	150	150	150	150	150	150	mA
Operation Temperature $T_{OPR}$	-40 to +80						°C
Storage Temperature $T_{STG}$	-40 to +85						°C
Lead Soldering Temperature $T_{SOL}$	Max.260±5°C for 3 sec Max. (1.6mm from the base of the epoxy bulb)						°C

**■ Absolute maximum ratings (Ta=25°C)**

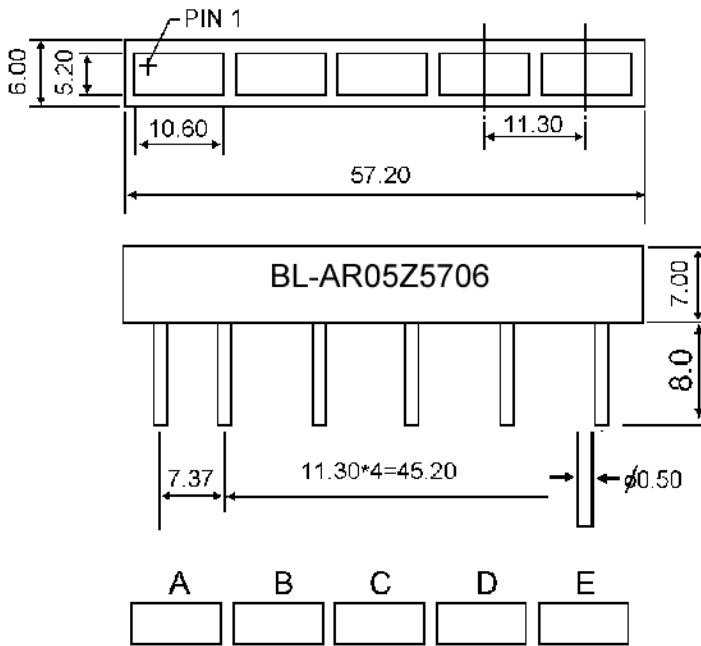
Parameter	UHR	UE	YO	UY	UG	PG	UB	UW	Unit
Forward Current $I_F$	30	30	30	30	30	30	30	30	mA
Power Dissipation $P_d$	75	65	65	65	75	110	120	120	mW
Reverse Voltage $V_R$	5	5	5	5	5	5	5	5	V
Peak Forward Current $I_{PF}$ (Duty 1/10 @1KHZ)	150	150	150	150	150	150	100	100	mA
Operation Temperature $T_{OPR}$	-40 to +80								°C
Storage Temperature $T_{STG}$	-40 to +85								°C
Lead Soldering Temperature $T_{SOL}$	Max.260±5°C for 3 sec Max. (1.6mm from the base of the epoxy bulb)								°C

LED BARGRAPH DISPLAY

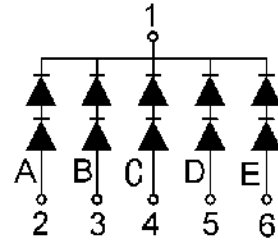
BL-AR05Z5706

■ Package & Circuit

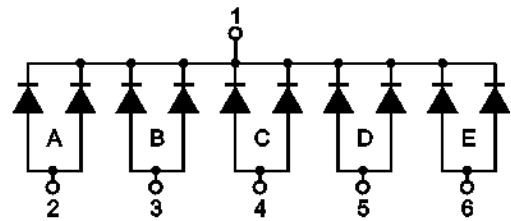
BL-AR05Z5706 Series



BL-AR05A5706



BL-AR05C5706



Notes:

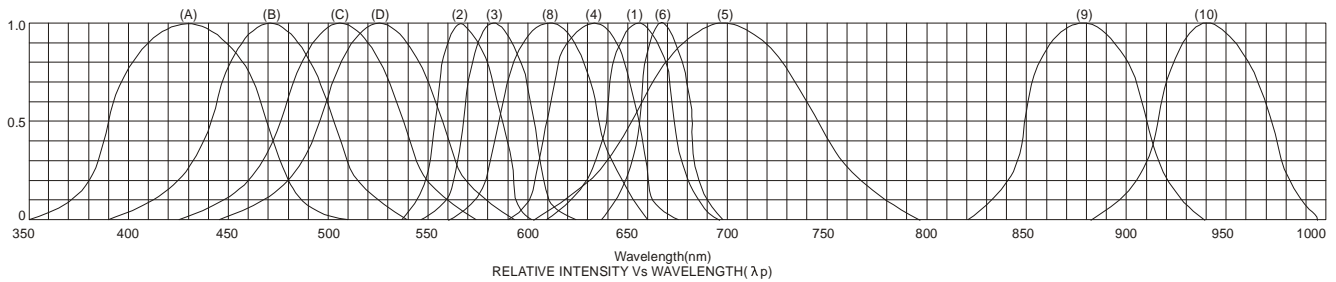
- All dimensions are in millimeters (inches)
- Tolerance is  $\pm 0.25(0.01)$  unless otherwise noted.
- Specifications are subject to change without notice.

[WWW.BETLUX.COM](http://WWW.BETLUX.COM)

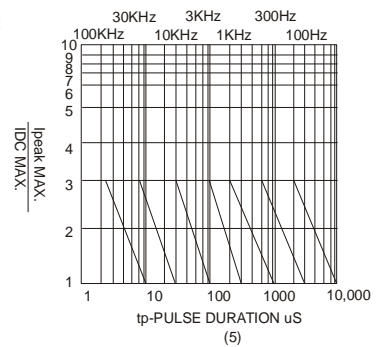
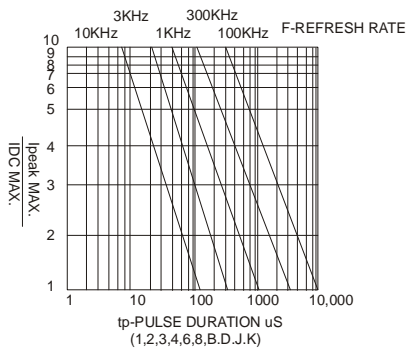
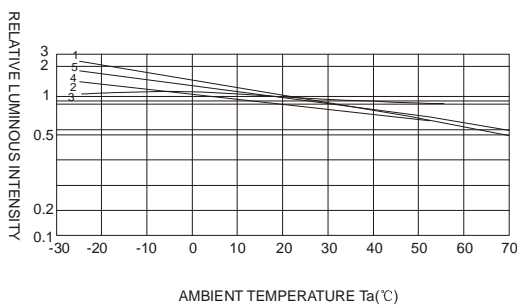
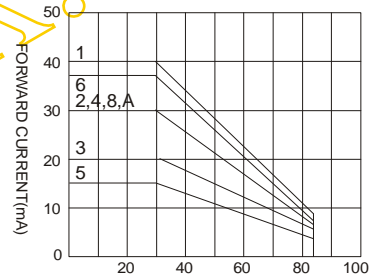
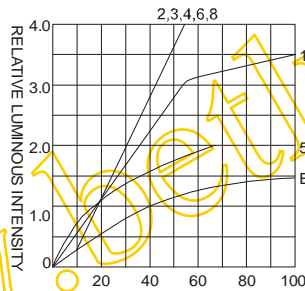
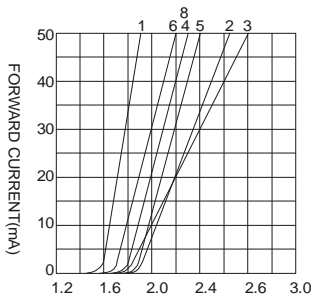
## LED BARGRAPH DISPLAY

BL-AR05Z5706

### Typical electrical-optical characteristics curves:



- |   |                                      |
|---|--------------------------------------|
| (1) - GaAsP/GaAs 655nm/Red                | (9) - GaAlAs 880nm                   |
| (2) - GaP 570nm/Yellow Green              | (10) - GaAs/GaAs & GaAlAs/GaAs 940nm |
| (3) - GaAsP/GaP 585nm/Yellow              | (A) - GaN/SiC 430nm/Blue             |
| (4) - GaAsP/GaP 635nm/Orange & Hi-Eff Red | (B) - InGaN/SiC 470nm/Blue           |
| (5) - GaP 700nm/Bright Red                | (C) - InGaN/SiC 505nm/Ultra Green    |
| (6) - GaAlAs/GaAs 660nm/Super Red         | (D) - InGaN/SiC 525nm/Ultra Green    |
| (8) - GaAsP/GaP 610nm/Super Red           |                                      |



NOTE:25°C free air temperature unless otherwise specified