FEATURES：

- 15 Watt Package
- 4:1Wide Input Voltage
- 100% Burned In
- High Efficiency To 86%
- Customized Solutions Available
- UL94V-0 Package Material
- Operating Temperature:-40℃ TO +85℃
- 3 Years Warranty

Specifications typical at TA=25°C, nominal input voltage and rated output current unless otherwise specified

Part Number	Input Voltage	Input Current		Output Voltage	Output Current	Efficiency	Capacitor Load
	Vdc	No-Load (mA TYP)	Full Load (mA TYP)	Vdc	Full Load (mA)	%TYP	uF TYP
67DW-24S05RNL	9-36	25	753	5	3000	83	3300
67DW-24S09RNL	9-36	25	744	9	1666	84	680
67DW-24S12RNL	9-36	25	735	12	1250	85	680
67DW-24S15RNL	9-36	25	726	15	1000	86	470
67DW-24D05RNL	9-36	25	753	±5	±1500	83	±2200
67DW-24D09RNL	9-36	25	744	±9	±833	84	±470
67DW-24D12RNL	9-36	25	735	±12	±625	85	±470
67DW-24D15RNL	9-36	25	726	±15	±500	86	±330
67DW-48S05RNL	18-72	20	376	5	3000	83	3300
67DW-48S09RNL	18-72	20	372	9	1666	84	680
67DW-48S12RNL	18-72	20	367	12	1250	85	680
67DW-48S15RNL	18-72	20	363	15	1000	86	470
67DW-48D05RNL	18-72	20	376	±5	±1500	83	±2200
67DW-48D09RNL	18-72	20	372	±9	±833	84	±470
67DW-48D12RNL	18-72	20	367	±12	±625	85	±470
67DW-48D15RNL	18-72	20	363	±15	±500	86	±330

Input Specifications

Parameters	Conditions	Min	Typ	Max	Units
Voltage Types				4:1	
Filter	Pi TYPE				

Output Specifications

Parameters	Conditions	Min	Typ	Max	Units
Voltage Tolerance	Full load@Vin(nom.)			±2	%
Short Circuit Protection	Hiccup, automatic recovery				
Line Regulation				±0.5	%
Load Regulation	Single (25% to 100%)			±1.0	%
Load Regulation	Dual (25% to 100%,Balance Load)			±2.0	%
Cross Regulation	DUAL (25% to 100% F.L)			±5.0	%
Ripple & Noise	BW=DC To 20MHz			100	mVp-p
Transient response setting time	25% load step change		350		us

YUAN DEAN SCIENTIFIC

DC-DC Converter

67DW SERIES

15Watt 1.5KV Isolated

4 : 1 Input Voltage Range

Single & Dual Output

2″ x 1″

Temperature Derating Graph

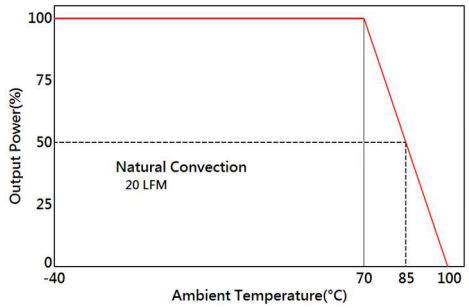

www.yds.com.tw
TEL：886-6-3842899 FAX：886-6-3843288
E-MAIL：ydsweb@yds.com.tw
Rev:o 2018/10/31

General Specifications

Parameters	Conditions	Min	Typ	Max	Units
Isolation Resistance	500Vdc	1000			MΩ
Switching Frequency			300		KHz
Operating Temperature	With derating	-40		85	℃
Humidity	Non Condensing			95	%
Cooling	Natural Convection (20LFM)				
Case material	Nickel Coated With Non-Conductive Base				
Weight			36.5		g
Dimensions			50.8x25.4x10.6		mm
Potting Material	Epoxy (UL94V-0 rated)				

Tolerance Envelope Graph

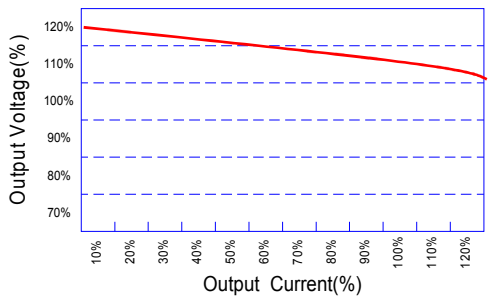

Exceeding the absolute ratings of the unit could cause damage, It is not allowed for continuous operating

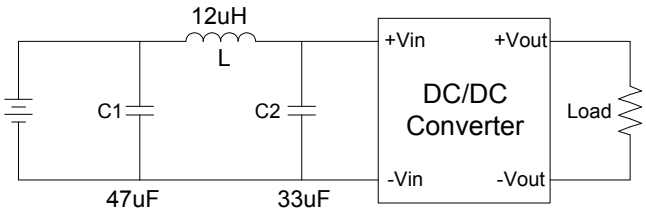

Part Number

67DW - 24 S 05 R NL
A B C D E F

A:Series
B:Input Voltage
C:Single(S)Dual(D)
D:Output Voltage
E:Regulated(R)
F:RoHS Version

Dimensions

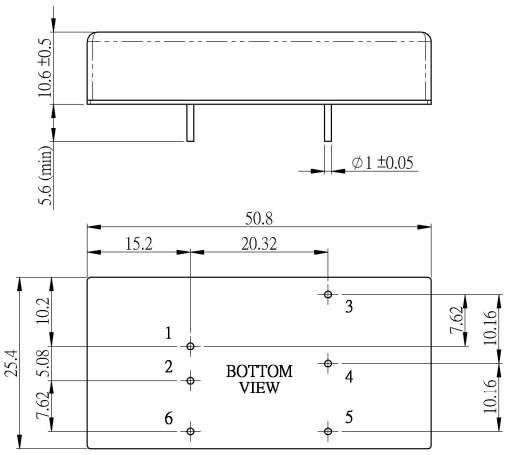

Unit：mm
Tolerance：XX.X ±0.5，XX.XX ±0.25

Recommended Test Circuit

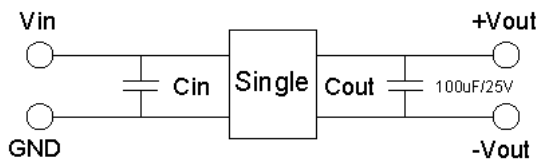

24V&48V:Cin 10uF,100V

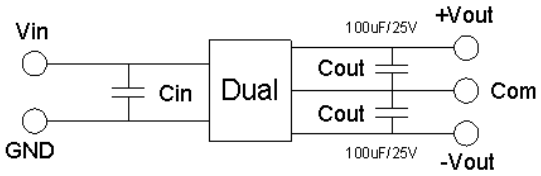

24V & 48V :Cin 10uF,100V

PIN Connection

Pin	1	2	3	4	5	6
Single	+Vin	-Vin	+Vout	NO PIN	-Vout	NO PIN
Dual	+Vin	-Vin	+Vout	COM	-Vout	NO PIN