

# Coaxial Amplifier

## ZFL-1000VH

50Ω Medium Power 10 to 1000 MHz

### Features

- wideband, 10 to 1000 MHz
- low noise, 4.5 dB typ.
- high IP3, +38 dBm typ.

### Applications

- cellular
- VHF/UHF
- test equipment



CASE STYLE: SS98

Connectors	Model	Price	Qty.
SMA	ZFL-1000VH	\$229.00 ea.	(1-9)
BRACKET (OPTION "B")		\$2.50	(1+)

### Amplifier Electrical Specifications

MODEL NO.	FREQUENCY (MHz)		GAIN (dB)		MAXIMUM POWER (dBm)		DYNAMIC RANGE		VSWR (:1) Typ.		DC POWER	
	$f_L$	$f_U$	Min.	Flatness Max.	Output (1 dB Compr.)	Input (no damage)	NF (dB) Typ.	IP3 (dBm) Typ.	In	Out	Volt (V) Nom.	Current (mA) Max.
ZFL-1000VH	10	1000	20	±1.0	+25	+15	4.5	+38	2.0*	2.5	15	320

\* Input VSWR 2:1 Max. increasing below 20 MHz to 2.25:1 max. at 10 MHz

Open load is not recommended, potentially can cause damage.

With no load derate max input power by 20 dB

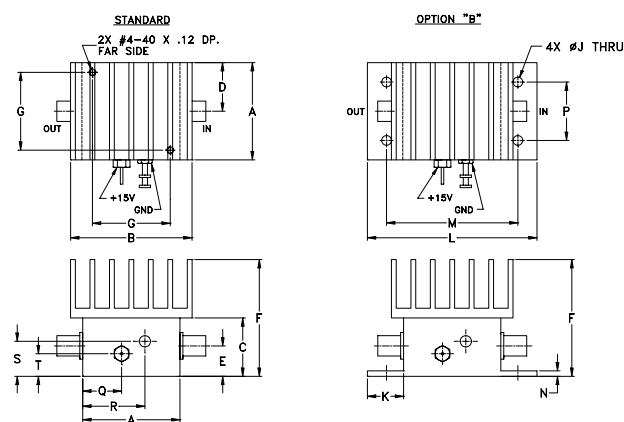
### Maximum Ratings

Operating Temperature -20°C to 71°C

Storage Temperature -55°C to 100°C

DC Voltage +17V Max.

### Outline Drawing



### Outline Dimensions (inch/mm)

A	B	C	D	E	F	G	H	J	K	L	M	N	P	Q	R	S	T	wt
1.25	1.56	.75	.63	.39	1.50	1.000	--	.125	.46	2.18	1.688	.07	.750	.50	.80	.45	.29	grams
31.75	39.62	19.05	16.00	9.91	38.10	25.40	--	3.18	11.68	55.37	42.88	1.78	19.05	12.70	20.32	11.43	7.37	85.0



P.O. Box 350166, Brooklyn, New York 11235-0003 (718) 934-4500 Fax (718) 332-4661 For detailed performance specs & shopping online see Mini-Circuits web site



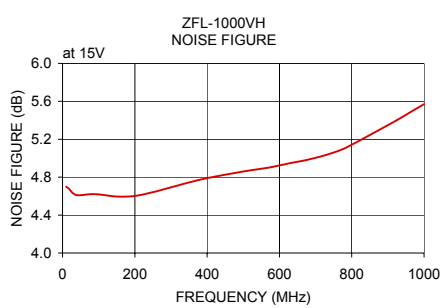
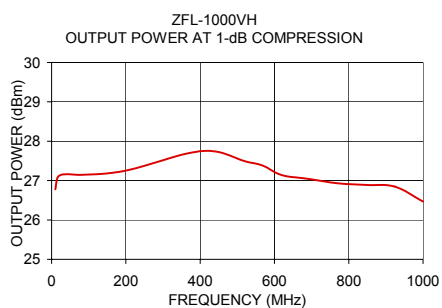
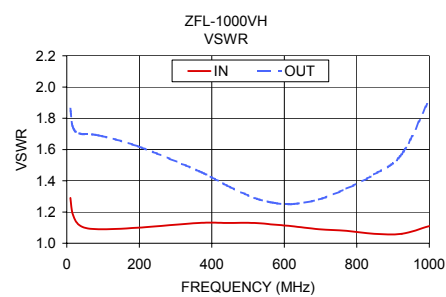
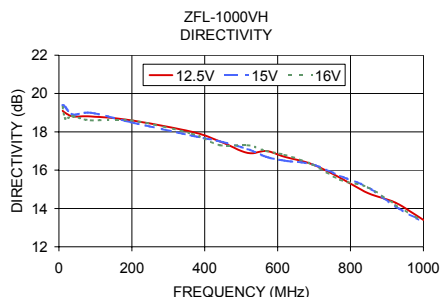
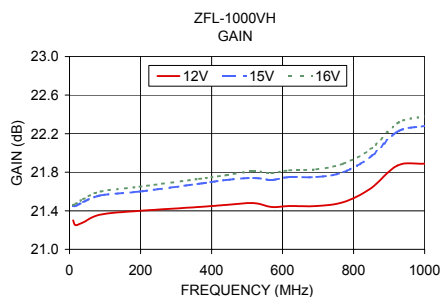
The Design Engineers Search Engine Provides ACTUAL Data Instantly From MINI-CIRCUITS At: [www.minicircuits.com](http://www.minicircuits.com)

RF/IF MICROWAVE COMPONENTS

# Typical Performance Data/Curves

# ZFL-1000VH

FREQUENCY (MHz)	GAIN (dB)			DIRECTIVITY (dB)			VSWR (:1)		NOISE FIGURE (dB)	P <sub>OUT</sub> at 1 dB COMPR. (dBm)
	12V	15V	16V	12V	15V	16V	IN	OUT		
10.00	21.30	21.45	21.46	19.10	19.40	19.30	1.29	1.86	4.70	26.78
17.20	21.25	21.45	21.47	19.00	19.30	18.70	1.18	1.74	4.68	27.09
38.80	21.28	21.49	21.52	18.80	18.90	18.80	1.11	1.70	4.61	27.16
87.60	21.36	21.56	21.60	18.80	19.00	18.60	1.09	1.69	4.62	27.15
197.60	21.40	21.60	21.65	18.60	18.50	18.60	1.10	1.62	4.60	27.25
365.40	21.44	21.68	21.73	18.00	17.80	17.90	1.13	1.46	4.76	27.69
441.50	21.46	21.72	21.77	17.50	17.50	17.30	1.13	1.37	4.82	27.74
517.70	21.48	21.74	21.81	16.90	17.10	17.30	1.13	1.29	4.87	27.50
568.50	21.44	21.72	21.79	17.00	16.70	17.00	1.12	1.26	4.90	27.38
619.20	21.45	21.75	21.82	16.70	16.50	16.80	1.11	1.25	4.94	27.14
695.40	21.45	21.75	21.83	16.30	16.30	16.30	1.09	1.28	5.00	27.04
771.50	21.49	21.80	21.89	15.60	15.70	15.50	1.08	1.35	5.09	26.93
847.70	21.63	21.96	22.04	14.80	15.10	15.10	1.06	1.44	5.24	26.89
923.80	21.87	22.22	22.31	14.30	14.10	14.20	1.06	1.57	5.40	26.85
1000.00	21.89	22.28	22.38	13.40	13.30	13.30	1.11	1.92	5.57	26.47



P.O. Box 350166, Brooklyn, New York 11235-0003 (718) 934-4500 Fax (718) 332-4661 For detailed performance specs & shopping online see Mini-Circuits web site



The Design Engineers Search Engine Provides ACTUAL Data Instantly From MINI-CIRCUITS At: [www.minicircuits.com](http://www.minicircuits.com)

RF/IF MICROWAVE COMPONENTS