


LFU10 Series Line Filters



Features

- Broad frequency attenuation
- UU cores for compact design
- Wide selection available
- Custom designs available

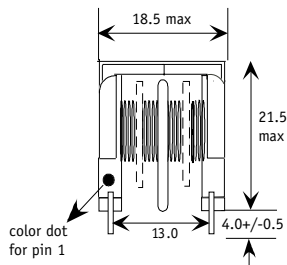
Applications

- Off-Line Switch Mode Power Supplies
- Conducted EMI Filters
- Office Equipment
- Medical Equipment

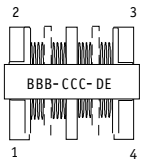
Packaging

Horizontal: Tray=100 pieces, Box=12 trays, Box=1200 pieces
Vertical: Tray=110 pieces, Box=12 trays, Box=1320 pieces

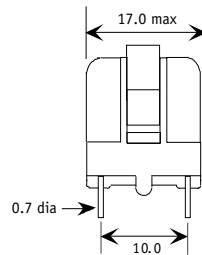
LFU10 Vertical



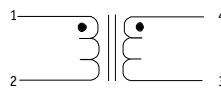
Front View



Top View

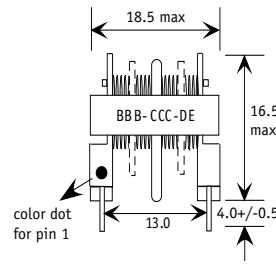


Side View

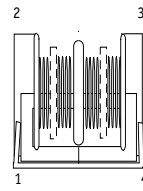


Schematic

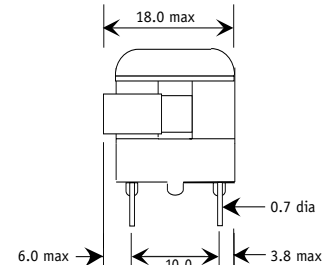
LFU10 Horizontal



Front View



Top View



Side View



Schematic

units: mm

Electrical Specifications

Part Number	Inductance ¹ (mH nom.)	Inductance ¹ (mH min.)	DCR (Ω max.)	Rated ⁵ Current (A)	SRF (kHz, typ.)
LFU10-055-153-2_	21.68	15.18	1.100	0.55	254
LFU10-080-782-2_	11.11	7.78	0.550	0.8	426
LFU10-100-382-2_	5.42	3.79	0.300	1.0	617
LFU10-130-202-2_	2.87	2.01	0.150	1.3	803
LFU10-170-781-2_	1.12	0.78	0.075	1.7	1614
LFU10-220-711-2_	1.01	0.71	0.060	2.2	2025
LFU10-060-902-4_	12.94	9.06	0.850	0.6	626
LFU10-090-312-4_	4.49	3.14	0.350	0.9	1219
LFU10-130-182-4_	2.51	1.76	0.190	1.3	1636
LFU10-180-112-4_	1.61	1.13	0.120	1.8	2191
LFU10-230-501-4_	0.71	0.50	0.060	2.3	4315
LFU10-300-281-4_	0.40	0.28	0.040	3.0	4440

1. Tested at 1 kHz, 0.1 Vrms, series.
2. Electrical specs at 25° C.
3. Operating range: -40° C to +130° C.
4. Meets UL 94V-0.
5. Rated current produces a temperature rise of 40° C.
6. Specify H or V at end of part number for Horizontal or Vertical core arrangement.



IMPEDANCE VS. FREQUENCY

