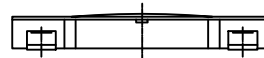
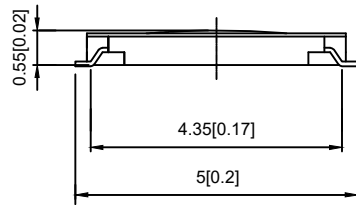


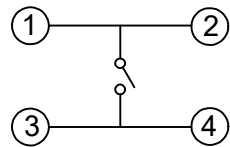
PCB LAYOUT(X0.5)

**SPECIFICATION**

Contact Rating: 50mA,12V DC  
 Contact Resistance: 100mΩ max  
 Insulation Resistance: 100mΩ min.500V DC  
 Dielectric Strength: 250V AC/1minute  
 Travel: 0.20mm  
 Operating Temp: -30°C~+85°C  
 Storage Temp: -30°C~+80°C



PAPT NO	TS-1824SR-X
Operating Force	B:160gf C:260gf
Height	H:0.55



CIRCUIT DIAGRAM

⑤	Terminal	—	4	Brass (0.30t)	Plating silvering	——
④	Contact	—	1	F.ag/Sus	Natural	——
③	Base	—	1	Lcp		——
②	Cover	—	1	kapton filmPI	Plating Nickel	——
①	Keystake	—	1			——
ITEM	PAPT NAMF	TER,NO	QTY	MATERIAL	FINISHING	REMARK

					units: mm	DSND		DATE		SCALE: N/A	MODEL TYPE: TACT SWITCH	
					tolerance:	DWN		DATE		VIEW:	PART NO.:	
ΔX					X.X ±0.2mm	CHKD		DATE		UNIT: mm/in	DWG NO.: TS-1824SR-X	
ΔX					X.XX ±0.1mm	APPD		DATE		SIZE: A4		
ΔX					X.XXX ±0.05mm							
MARK	DESCRIPTION	DATE	REVISED	APPROVED	UNSPECIFIED TOLERANCES	XKB INDUSTRIAL PRECISION CO.,LIMITED				WEIGHT 1.0g	SHEET 1/1	REVISION A0
REVISIONS												
www.xk-dg.cn www.helloxkb.com www.helloxkb.cn												