

# 2SC5543

Silicon NPN Epitaxial  
VHF / UHF wide band amplifier

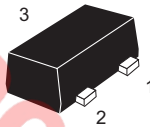
REJ03G0745-0200  
(Previous ADE-208-690)  
Rev.2.00  
Aug.10.2005

## Features

- Super compact package;  
(1.4 × 0.8 × 0.59mm)
- Capable low voltage operation ;  
( $V_{CE} = 1V$ )

## Outline

RENESAS Package code: PUSF0003ZA-A  
(Package name: MFPAK<sup>®</sup>)



1. Emitter
2. Base
3. Collector

Note: Marking is "YA-".

\*MFPAK is a trademark of Renesas Technology Corp.

## Absolute Maximum Ratings

( $T_a = 25^{\circ}C$ )

Item	Symbol	Ratings	Unit
Collector to base voltage	$V_{CBO}$	15	V
Collector to emitter voltage	$V_{CEO}$	8	V
Emitter to base voltage	$V_{EBO}$	1.5	V
Collector current	$I_C$	20	mA
Collector power dissipation	$P_C$	80	mW
Junction temperature	$T_j$	150	$^{\circ}C$
Storage temperature	$T_{stg}$	-55 to +150	$^{\circ}C$

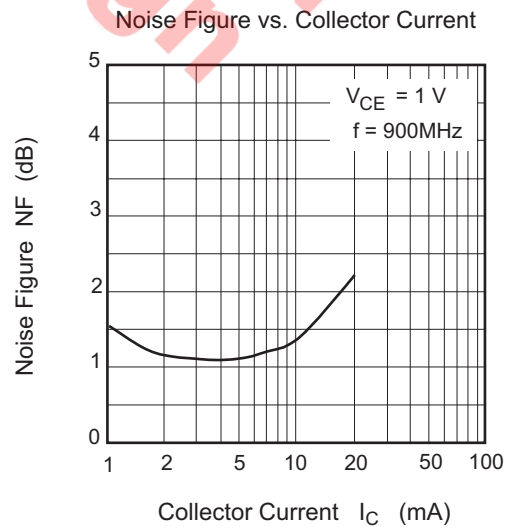
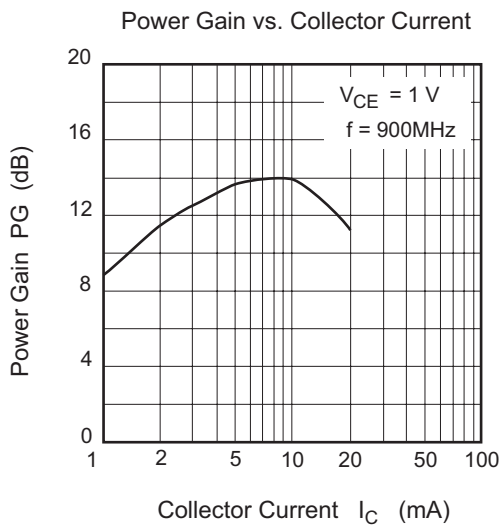
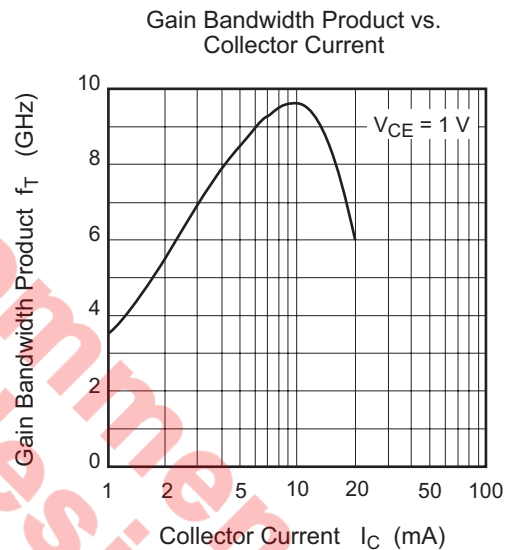
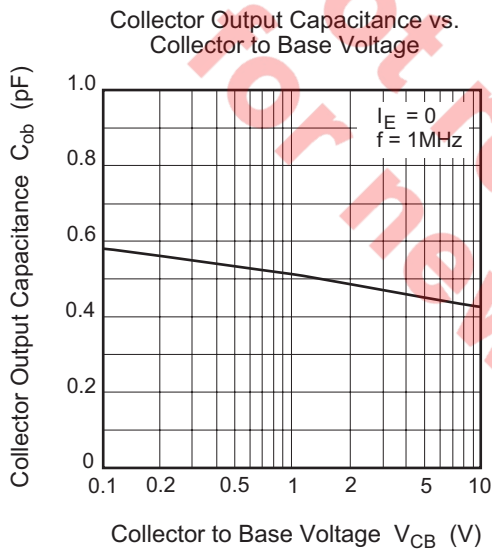
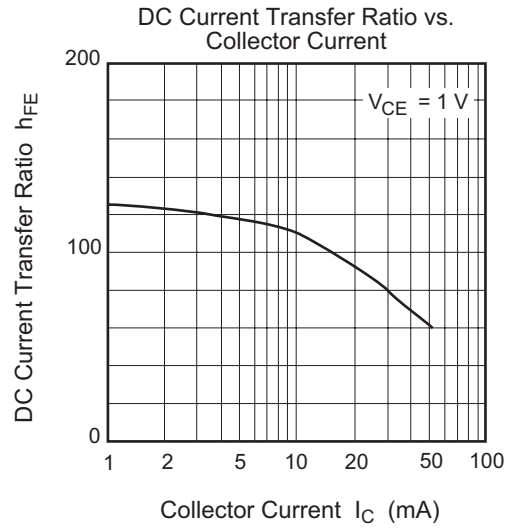
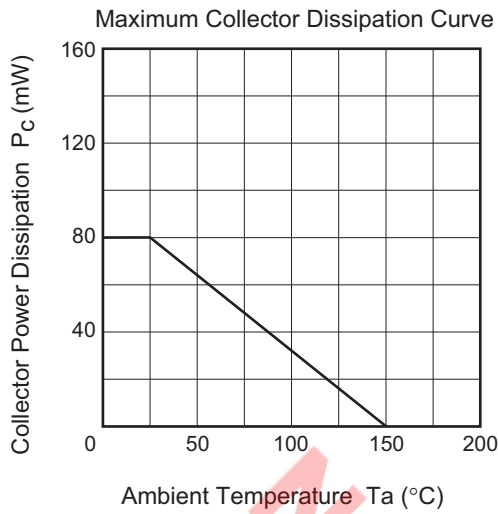
## Electrical Characteristics

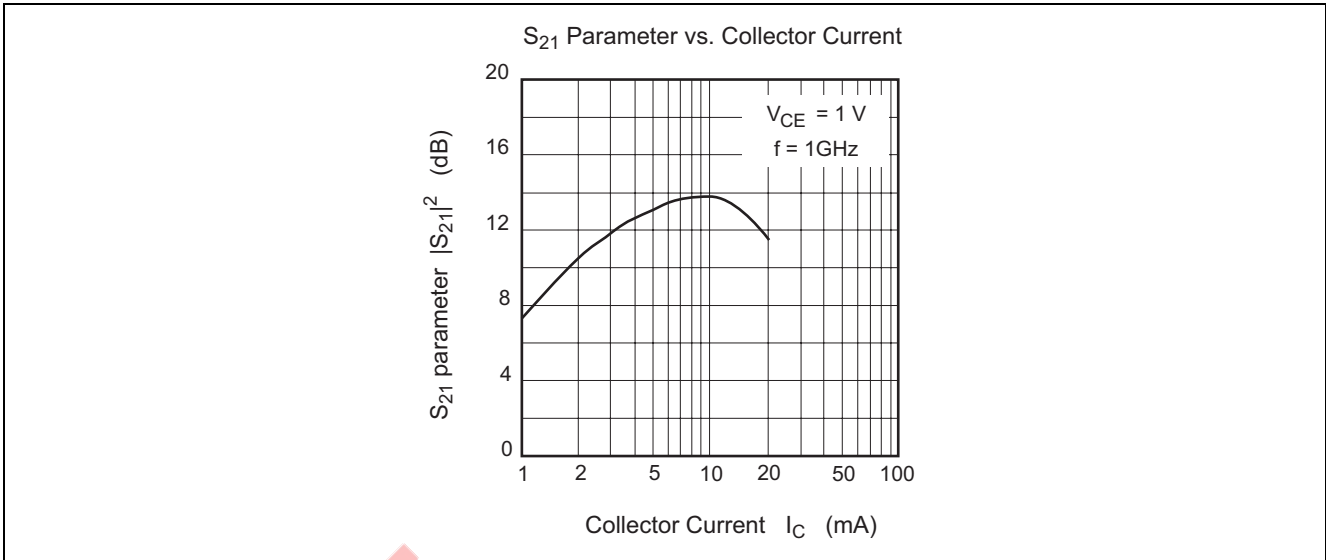
(Ta = 25°C)

Item	Symbol	Min	Typ	Max	Unit	Test Conditions
Collector cutoff current	$I_{CBO}$	—	—	10	$\mu A$	$V_{CB} = 15V, I_E = 0$
Collector cutoff current	$I_{CEO}$	—	—	1	mA	$V_{CE} = 8V, R_{BE} = \infty$
Emitter cutoff current	$I_{EBO}$	—	—	10	$\mu A$	$V_{EB} = 1.5V, I_C = 0$
DC current transfer ratio	$h_{FE}$	85	—	170		$V_{CE} = 1V, I_C = 5mA$
Collector output capacitance	$C_{ob}$	—	0.51	0.9	pF	$V_{CB} = 1V, I_E = 0$ $f = 1MHz$
Gain bandwidth product	$f_T$	5.5	8.5	—	GHz	$V_{CE} = 1V, I_C = 5mA$
Power gain	PG	11	13.7	—	dB	$V_{CE} = 1V, I_C = 5mA$ $f = 900MHz$
Noise figure	NF	—	1.1	2.5	dB	$V_{CE} = 1V, I_C = 5mA$ $f = 900MHz$

Not recommend  
for new design

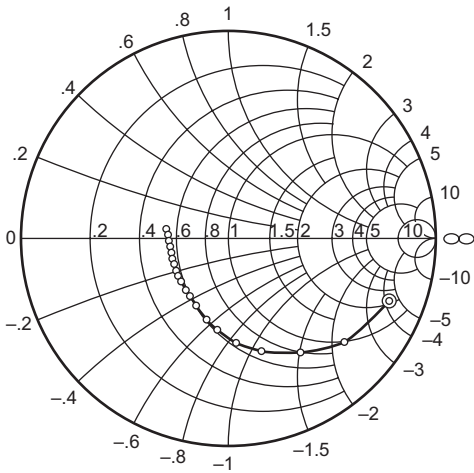
Main Characteristics





Not recommend  
for new design

S11 Parameter vs. Frequency

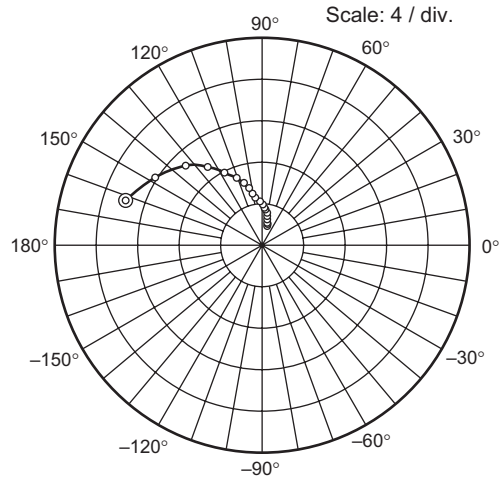


Condition :  $V_{CE} = 1\text{ V}$ ,  $I_C = 5\text{ mA}$

100 to 2000 MHz (100 MHz step)

⊙—○

S21 Parameter vs. Frequency

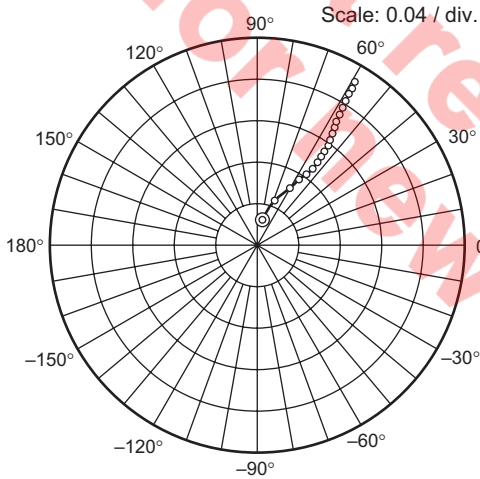


Condition :  $V_{CE} = 1\text{ V}$ ,  $I_C = 5\text{ mA}$

100 to 2000 MHz (100 MHz step)

⊙—○

S12 Parameter vs. Frequency

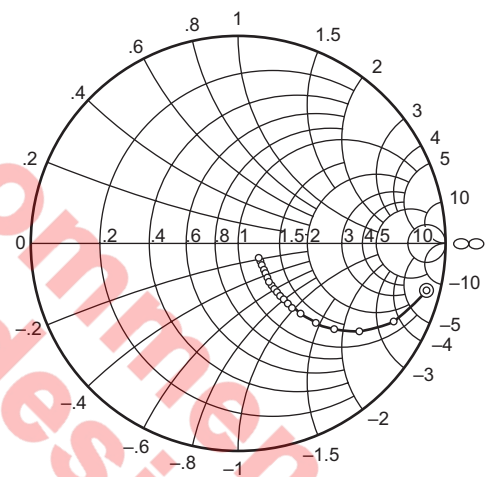


Condition :  $V_{CE} = 1\text{ V}$ ,  $I_C = 5\text{ mA}$

100 to 2000 MHz (100 MHz step)

⊙—○

S22 Parameter vs. Frequency



Condition :  $V_{CE} = 1\text{ V}$ ,  $I_C = 5\text{ mA}$

100 to 2000 MHz (100 MHz step)

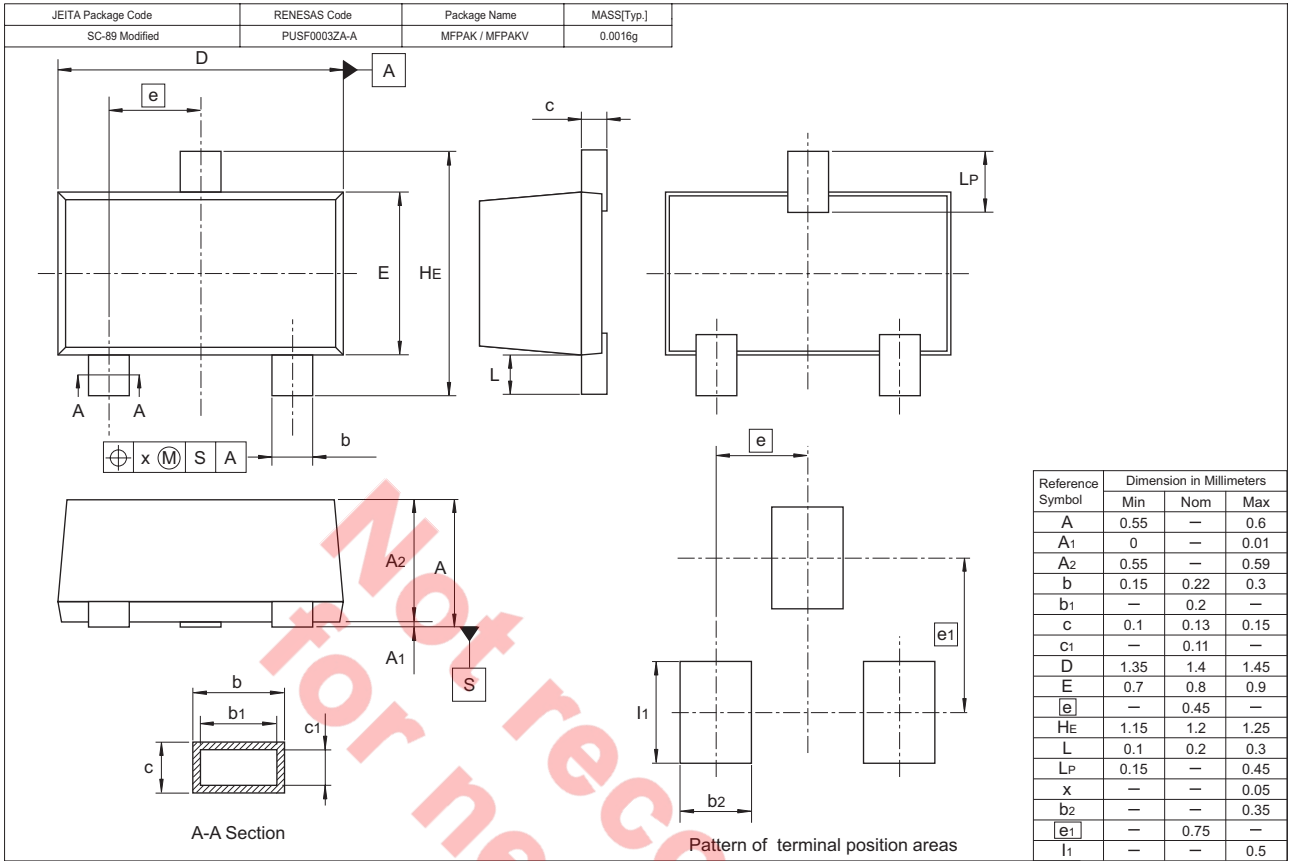
⊙—○

## Sparameter

 $(V_{CE} = 1V, I_C = 5mA, Z_o = 50\Omega)$ 

f (MHz)	S11		S21		S12		S22	
	MAG	ANG	MAG	ANG	MAG	ANG	MAG	ANG
100	0.836	-20.7	13.66	162.9	0.0249	77.4	0.948	-14.2
200	0.757	-41.1	12.22	146.9	0.0472	68.0	0.846	-26.9
300	0.649	-58.5	10.57	134.1	0.0637	60.8	0.727	-36.2
400	0.564	-73.2	9.14	124.5	0.0750	56.9	0.623	-42.5
500	0.496	-85.2	7.90	116.8	0.0840	54.2	0.538	-46.2
600	0.436	-97.1	6.91	111.2	0.0916	53.4	0.469	-48.8
700	0.396	-106.2	6.12	105.9	0.0985	53.0	0.413	-50.4
800	0.364	-114.9	5.49	102.0	0.105	53.2	0.368	-51.1
900	0.338	-123.9	4.96	98.3	0.111	53.6	0.327	-51.1
1000	0.316	-130.6	4.52	95.3	0.118	54.1	0.297	-51.2
1100	0.305	-140.0	4.16	92.3	0.124	54.7	0.270	-50.7
1200	0.296	-146.5	3.86	89.8	0.130	55.3	0.246	-49.7
1300	0.293	-153.0	3.59	87.5	0.137	56.1	0.229	-48.7
1400	0.286	-159.5	3.36	85.4	0.143	56.6	0.209	-47.9
1500	0.287	-166.0	3.17	83.2	0.150	57.2	0.195	-46.3
1600	0.285	-170.7	3.00	81.4	0.157	57.7	0.180	-45.0
1700	0.289	-175.8	2.83	79.8	0.164	58.2	0.167	-43.8
1800	0.294	-178.7	2.71	77.9	0.171	58.8	0.154	-42.4
1900	0.302	-175.4	2.59	75.9	0.178	59.0	0.144	-40.2
2000	0.308	-171.1	2.47	74.5	0.185	59.2	0.133	-38.6

### Package Dimensions



### Ordering Information

Part Name	Quantity	Shipping Container
2SC5543YA-TR-E	9000	φ 178 mm Reel, 8 mm Emboss Taping

Note: For some grades, production may be terminated. Please contact the Renesas sales office to check the state of production before ordering the product.

## Renesas Technology Corp. Sales Strategic Planning Div. Nippon Bldg., 2-6-2, Ohte-machi, Chiyoda-ku, Tokyo 100-0004, Japan

Keep safety first in your circuit designs!

1. Renesas Technology Corp. puts the maximum effort into making semiconductor products better and more reliable, but there is always the possibility that trouble may occur with them. Trouble with semiconductors may lead to personal injury, fire or property damage. Remember to give due consideration to safety when making your circuit designs, with appropriate measures such as (i) placement of substitutive, auxiliary circuits, (ii) use of nonflammable material or (iii) prevention against any malfunction or mishap.

Notes regarding these materials

1. These materials are intended as a reference to assist our customers in the selection of the Renesas Technology Corp. product best suited to the customer's application; they do not convey any license under any intellectual property rights, or any other rights, belonging to Renesas Technology Corp. or a third party.
2. Renesas Technology Corp. assumes no responsibility for any damage, or infringement of any third-party's rights, originating in the use of any product data, diagrams, charts, programs, algorithms, or circuit application examples contained in these materials.
3. All information contained in these materials, including product data, diagrams, charts, programs and algorithms represents information on products at the time of publication of these materials, and are subject to change by Renesas Technology Corp. without notice due to product improvements or other reasons. It is therefore recommended that customers contact Renesas Technology Corp. or an authorized Renesas Technology Corp. product distributor for the latest product information before purchasing a product listed herein.  
The information described here may contain technical inaccuracies or typographical errors.  
Renesas Technology Corp. assumes no responsibility for any damage, liability, or other loss rising from these inaccuracies or errors.  
Please also pay attention to information published by Renesas Technology Corp. by various means, including the Renesas Technology Corp. Semiconductor home page (<http://www.renesas.com>).
4. When using any or all of the information contained in these materials, including product data, diagrams, charts, programs, and algorithms, please be sure to evaluate all information as a total system before making a final decision on the applicability of the information and products. Renesas Technology Corp. assumes no responsibility for any damage, liability or other loss resulting from the information contained herein.
5. Renesas Technology Corp. semiconductors are not designed or manufactured for use in a device or system that is used under circumstances in which human life is potentially at stake. Please contact Renesas Technology Corp. or an authorized Renesas Technology Corp. product distributor when considering the use of a product contained herein for any specific purposes, such as apparatus or systems for transportation, vehicular, medical, aerospace, nuclear, or undersea repeater use.
6. The prior written approval of Renesas Technology Corp. is necessary to reprint or reproduce in whole or in part these materials.
7. If these products or technologies are subject to the Japanese export control restrictions, they must be exported under a license from the Japanese government and cannot be imported into a country other than the approved destination.  
Any diversion or reexport contrary to the export control laws and regulations of Japan and/or the country of destination is prohibited.
8. Please contact Renesas Technology Corp. for further details on these materials or the products contained therein.



### RENESAS SALES OFFICES

<http://www.renesas.com>

Refer to "<http://www.renesas.com/en/network>" for the latest and detailed information.

#### Renesas Technology America, Inc.

450 Holger Way, San Jose, CA 95134-1368, U.S.A  
Tel: <1> (408) 382-7500, Fax: <1> (408) 382-7501

#### Renesas Technology Europe Limited

Dukes Meadow, Millboard Road, Bourne End, Buckinghamshire, SL8 5FH, U.K.  
Tel: <44> (1628) 585-100, Fax: <44> (1628) 585-900

#### Renesas Technology Hong Kong Ltd.

7th Floor, North Tower, World Finance Centre, Harbour City, 1 Canton Road, Tsimshatsui, Kowloon, Hong Kong  
Tel: <852> 2265-6688, Fax: <852> 2730-6071

#### Renesas Technology Taiwan Co., Ltd.

10th Floor, No.99, Fushing North Road, Taipei, Taiwan  
Tel: <886> (2) 2715-2888, Fax: <886> (2) 2713-2999

#### Renesas Technology (Shanghai) Co., Ltd.

Unit2607 Ruijing Building, No.205 Maoming Road (S), Shanghai 200020, China  
Tel: <86> (21) 6472-1001, Fax: <86> (21) 6415-2952

#### Renesas Technology Singapore Pte. Ltd.

1 Harbour Front Avenue, #06-10, Keppel Bay Tower, Singapore 098632  
Tel: <65> 6213-0200, Fax: <65> 6278-8001

#### Renesas Technology Korea Co., Ltd.

Kukje Center Bldg. 18th Fl., 191, 2-ka, Hangang-ro, Yongsan-ku, Seoul 140-702, Korea  
Tel: <82> 2-796-3115, Fax: <82> 2-796-2145

#### Renesas Technology Malaysia Sdn. Bhd.

Unit 906, Block B, Menara Amcorp, Amcorp Trade Centre, No.18, Jalan Persiaran Barat, 46050 Petaling Jaya, Selangor Darul Ehsan, Malaysia  
Tel: <603> 7955-9390, Fax: <603> 7955-9510