

# Customer Information Sheet

DRAWING No.: M80-106XX00

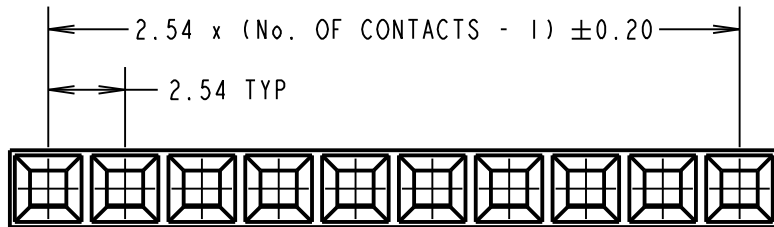
IF IN DOUBT - ASK



NOT TO SCALE

THIRD ANGLE PROJECTION

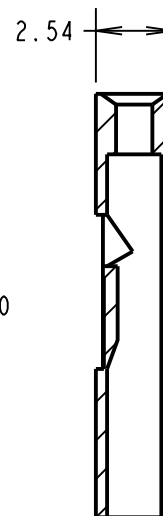
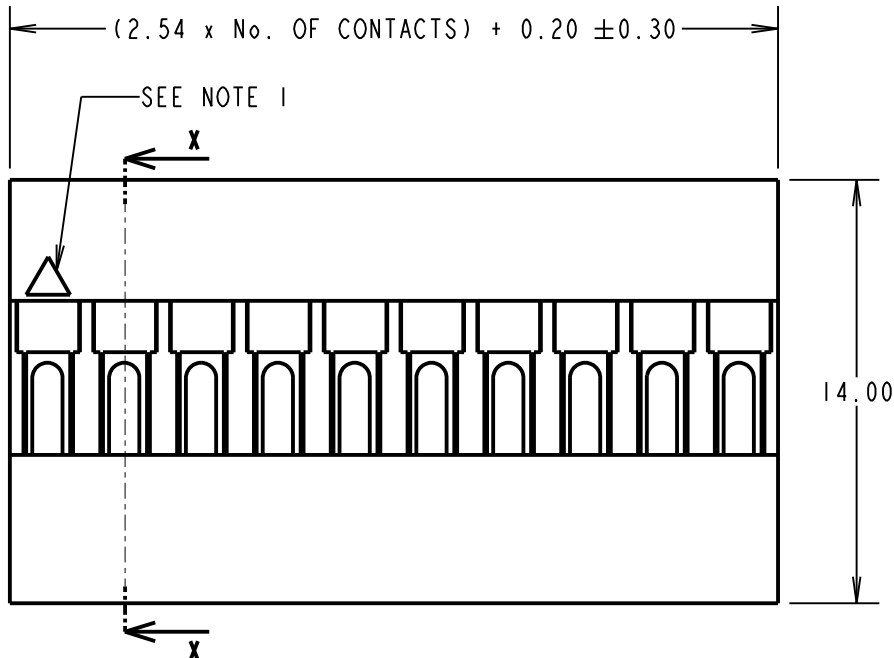
ALL DIMENSIONS IN mm



ORDER CODE:

**M20-106XX00**

No. OF CONTACTS:   
01 TO 12



SECTION X-X

**SPECIFICATIONS:**

**ELECTRICAL:**

CURRENT RATING = 3A AC/DC  
 VOLTAGE RATING = 250V AC MAX  
 CONTACT RESISTANCE = 20mΩ MAX  
 INSULATION RESISTANCE = 5,000MΩ MIN  
 DIELECTRIC STRENGTH = 1,500V AC FOR 1 MINUTE

**ENVIRONMENTAL:**

TEMPERATURE RANGE = -40°C TO +105°C

**NOTES:**

- CONTACT No. 1 IDENTIFICATION.
- FOR USE WITH CRUMP CONTACTS:  
M20-11600XX (RELLED CONTACTS),  
M20-116800XX (LOOSE CONTACTS).
- THE ABOVE SPECIFICATIONS APPLY WHEN THIS MOULDING IS USED WITH THE SPECIFIED CONTACTS.
- FOR COMPLETE ELECTRICAL AND MECHANICAL SPECIFICATION, SEE COMPONENT SPECIFICATION COOIXX (LATEST ISSUE).

SB	6	14.07.14	12528
NAME	ISS.	DATE	C/NOTE
APPROVED:		S.BENNETT	
CHECKED:		M.PLESTED	
DRAWN:		S.BENNETT	
CUSTOMER REF.:			
ASSEMBLY DRG:			

**HARWIN**

www.harwin.com  
technical@harwin.com

THIS DRAWING AND ANY INFORMATION OR DESCRIPTIVE MATTER SET OUT HEREON ARE CONFIDENTIAL AND COPYRIGHT PROPERTY OF THE HARWIN GROUP AND MUST NOT BE DISCLOSED, LOANED, COPIED OR USED FOR MANUFACTURING, TENDERING OR FOR ANY OTHER PURPOSE WITHOUT THEIR WRITTEN PERMISSION.

**TOLERANCES**  
 X. = ±1mm  
 X.X = ±0.25mm  
 X.XX = ±0.10mm  
 X.XXX = ±0.01mm  
 ANGLES = ±5°  
 UNLESS STATED

**MATERIAL:**

PPE+PS  
UL94V-1 BLACK

FINISH: CLEAN, FLASH-FREE

S/AREA: mm<sup>2</sup>

**TITLE:**

2.54mm PITCH SIL  
CRIMP MOULDING

DRAWING NUMBER:

**M80-106XX00**

SHT  
2 OF 2