Part Number: 0340620003

Status: Active

Overview: mx150_sealed_connector_system

Description: 5.00mm (.197") Pitch MX150™ Cable Sealed Female Connector, Single Row, 2 Circuits, Polarization C, without Connector Position Assurance, Black

Series

image - Reference only

Documents:

3D Model
Application Specification (PDF)
Drawing (PDF)
Product Specification PS-34062-000 (PDF)
RoHS Certificate of Compliance (PDF)

General

Product Family	Crimp Housings
Series	34062
Comments	No Connector Position Assurance (CPA)
More Detailed Tech Information	http://ewcap.uscarteams.org
Overview	mx150_sealed_connector_system
Product Name	MX150™

Physical

Circuits (maximum)	2
Circuits Detail	2
Color - Resin	Black
Gender	Female
Glow-Wire Compliant	No
Keying to Mating Part	Yes
Lock to Mating Part	Yes
Material - Resin	Nylon
Number of Rows	1
Packaging Type	Bag
Panel Mount	No
Pitch - Mating Interface (in)	0.197 In
Pitch - Mating Interface (mm)	5.00 mm
Pitch - Term. Interface (in)	0.197 In
Pitch - Term. Interface (mm)	5.00 mm
Polarized to Mating Part	Yes
Stackable	No
Temperature Range - Operating	-40°C to +125°C

Electrical

Current - Maximum per Contact	15A

Material Info

Reference - Drawing Numbers

Packaging Specification	PK-30907-879
Product Specification	PS-34062-000
Sales Drawing	SD-34062-001

EU RoHS
ELV and RoHS Compliant
REACH SVHC
Not Reviewed
Halogen-Free Status
Not Reviewed

China RoHS

Need more information on product environmental compliance?

Email productcompliance@molex.com
For a multiple part number RoHS Certificate of Compliance, click here

Please visit the Contact Us section for any non-product compliance questions.

Search Parts in this Series
34062Series

Mates With
Direct Connect only

Use With
34083 Tin (Sn) Cable Seal Female Terminal, 34081 Gold (Au) Cable Seal Female Terminal

ASSEMBLY PART NUMBER	COLOR	KEYING OPTION	CPA	CLIPSLOT	TOOLED
34062-0001	BLACK	A	NO	NO	YES
34062-0002	GRAY	B	NO	NO	YES
34062-0003	BLACK	C	NO	NO	YES
34062-0004	BLACK	D	NO	NO	YES
34062-0005	BLACK	A	YES	NO	YES
34062-0006	GRAY	B	YES	NO	YES
34062-0007	BLACK	C	YES	NO	YES
34062-0008	BLACK	D	YES	NO	YES
34062-0009	GRAY	D	NO	NO	YES
34062-0010	GRAY	D	YES	NO	YES
34062-0011	BLACK	A	NO	YES	YES
34062-0012	GRAY	B	NO	YES	NO
34062-0013	BLACK	C	NO	YES	NO
34062-0014	BLACK	D	NO	YES	NO
34062-0015	BLACK	A	YES	YES	YES
34062-0016	GRAY	B	YES	YES	NO
34062-0017	BLACK	C	YES	YES	NO
34062-0018	BLACK	D	YES	YES	NO
34062-0019	GRAY	D	NO	YES	NO
34062-0020	GRAY	D	YES	YES	NO

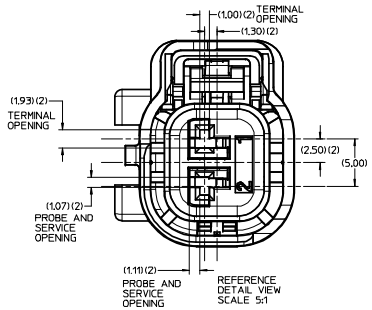

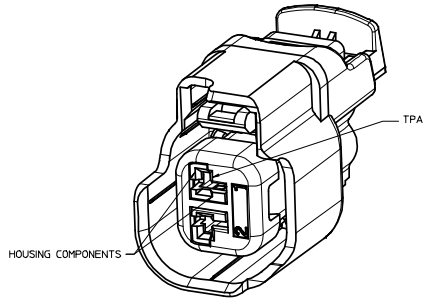

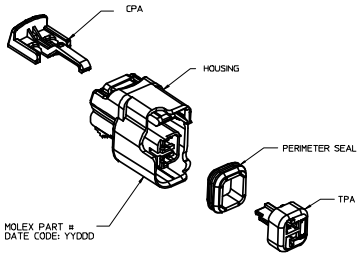

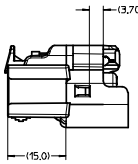

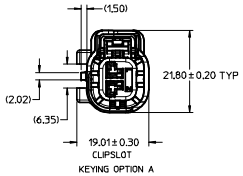

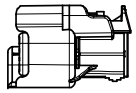

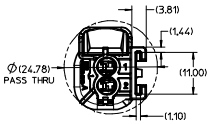

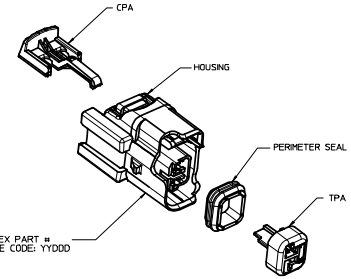

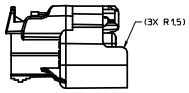

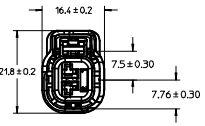

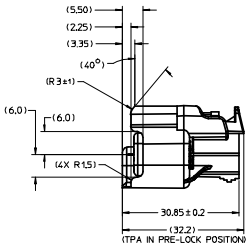

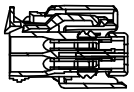

OPTION A CLIP-SLOT

SECTION C-C
(TPA SHOWN IN PRE-LOCK POSITION)
SEE NOTE #3

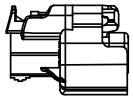

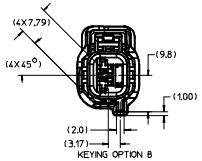

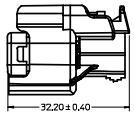

(TPA IN PRE-LOCK POSITION)
(TPA & CPA HELD TIGHT TO HSG)

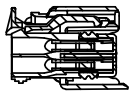

SECTION B-B
(TPA SHOWN IN FINAL-LOCK POSITION)
SEE NOTE #3

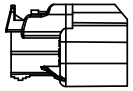

KEYING OPTION C
SCALE 2:1

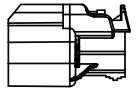

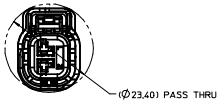

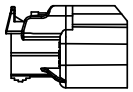

KEYING OPTION D
SCALE 2:1

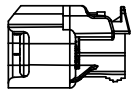

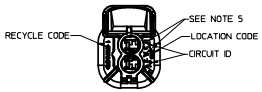

NOTES: UNLESS OTHERWISE SPECIFIED
1. ASSEMBLY CONFORMS TO:
   SAE/USCAR-12, REV 2,
   SAE/USCAR-2 REV 4
      EXCEPT TPA REMOVAL FROM FINAL LOCK - SECOND CYCLE,
         SHALL NOT BE LESS THAN 12 NEWTONS
   SAE/USCAR-20 DEC. 2001.
2. DESIGNED TO MATE WITH DEVICE CONNECTION AS SPECIFIED IN EWCAP DRAWING 150-S-002-1-Z01 REV A (9-18-2003).
3. ASSEMBLY SHIPPED WITH TPA IN PRE-LOCK POSITION (SEE SECTION B-B PRE-LOCK). UPON FULL TERMINAL ASSEMBLY, EACH TPA MUST BE SNAPPED INTO ITS FINAL-LOCK POSITION.
4. OPTIONAL CPA SHOWN IN ALL VIEWS. SEE TABLES FOR SPECIFIC ASSEMBLY OPTION AND NUMBER.
5. KEYING OPTION AND ASSEMBLY MACHINE IDENTIFIER.
6. RECYCLE CODE FOR PERIMETER SEAL: SILICON 50 DUROMETER
   HOUSING: PPE/PA-GF10
   TPA/CPA: PBT-GF30
7. SYSTEM TESTED USING ESB-MTL123-A. 16,18,20&22 AWG WIRE. MS-8288 AND MS9502 ARE ACCEPTABLE ALTERNATIVES.

AWG	METRIC	PREFERRED TERMINAL	OPTIONAL TERMINAL	PAYOFF DIRECTION	PLATING	GRIP	YAZAKI P/N	WIRE OD RANGE	COLOR	QSR P/N	WIRE OD RANGE	COLOR
22	0,50	34083-2003	34083-0003	RIGHT	TIN	22	7158-3030-50	1,20-1,70	RED	E-1644-01	1,19-1,65	PINK
22	0,50	34083-3003	34083-1003	LEFT	TIN	22	7158-3030-50	1,20-1,70	RED	E-1644-01	1,19-1,65	
22	0,50	34081-2005	34081-0005	RIGHT	GOLD	22	7158-3030-50	1,20-1,70	RED	E-1644-01	1,19-1,65	
22	0,50	34081-3005	34081-1005	LEFT	GOLD	22	7158-3030-50	1,20-1,70	RED	E-1644-01	1,19-1,65	
20	0,75	34083-2002	34083-0002	RIGHT	TIN	18/20	7158-3031-90	1,63-2,40	BLUE	E-1644-00	1,60-2,10	GREEN
20	0,75	34083-3002	34083-1002	LEFT	TIN	18/20	7158-3031-90	1,63-2,40	BLUE	E-1644-00	1,60-2,10	
20	0,75	34081-2004	34081-0004	RIGHT	GOLD	18/20	7158-3031-90	1,63-2,40	BLUE	E-1644-00	1,60-2,10	
20	0,75	34081-3004	34081-1004	LEFT	GOLD	18/20	7158-3031-90	1,63-2,40	BLUE	E-1644-00	1,60-2,10	
18	1,0	34083-2002	34083-0002	RIGHT	TIN	18/20	7158-3031-90	1,63-2,40	BLUE	E-1644-00	1,60-2,10	GREEN
18	1,0	34083-3002	34083-1002	LEFT	TIN	18/20	7158-3031-90	1,63-2,40	BLUE	E-1644-00	1,60-2,10	
18	1,0	34081-2004	34081-0004	RIGHT	GOLD	18/20	7158-3031-90	1,63-2,40	BLUE	E-1644-00	1,60-2,10	
18	1,0	34081-3004	34081-1004	LEFT	GOLD	18/20	7158-3031-90	1,63-2,40	BLUE	E-1644-00	1,60-2,10	
16	1,5	34083-2001	34083-0001	RIGHT	TIN	14/16	7158-3031-90	1,63-2,40	BLUE	E-1644-02	2,10-2,50	YELLOW
16	1,5	34083-3001	34083-1001	LEFT	TIN	14/16	7158-3031-90	1,63-2,40	BLUE	E-1644-02	2,10-2,50	
16	1,5	34081-2003	34081-0003	RIGHT	GOLD	16	7158-3031-90	1,63-2,40	BLUE	E-1644-02	2,10-2,50	
16	1,5	34081-3003	34081-1003	LEFT	GOLD	16	7158-3031-90	1,63-2,40	BLUE	E-1644-02	2,10-2,50	
WIRE SIZE		TERMINAL					YAZAKI			QSR		CABLE SEAL

ENTER DESCRIPTION
EC NO: UAU2008-0632
DRWN:MVANSLAMBROU 2008/04/01
CHKD: 2008/04/08
APPR:SMARCEAU 2008/04/08
DESCRIPTION
REV
L

QUALITY SYMBOLS
▼=0
▽=0

GENERAL TOLERANCES (UNLESS SPECIFIED)

	mm	INCH
4 PLACES	± ---	± ---
3 PLACES	± ---	± ---
2 PLACES	± 0.10	± ---
1 PLACE	± 0.3	± ---
ANGULAR ± 3 °		

DRAFT WHERE APPLICABLE MUST REMAIN WITHIN DIMENSIONS

DIMENSION STYLE: MM ONLY
SCALE: 2:1
DESIGN UNITS: METRIC
THIRD ANGLE PROJECTION

DRAWN BY: L.P.LIM DATE: 2002/11/15
CHECKED BY: DKOEHLER DATE: 2002/11/25
APPROVED BY: CPENDLET DATE: 2002/11/25
MATERIAL NO.: SEE TABLE

TITLE: CONNECTOR ASSEMBLY 2-WAY FUEL 1.5MM FEMALE FUEL INJECTOR CONNECTOR

molex MOLEX INCORPORATED

DOCUMENT NO.: SD-34062-001
SHEET NO.: 1 OF 1
SIZE: E

THIS DRAWING CONTAINS INFORMATION THAT IS PROPRIETARY TO MOLEX INCORPORATED AND SHOULD NOT BE USED WITHOUT WRITTEN PERMISSION