


Data sheet | Item number: 788-306

Relay module; Nominal input voltage: 60 VDC; 1 changeover contact;
Limiting continuous current: 16 A; Red status indicator; Module width: 15
mm; 2,50 mm²; gray

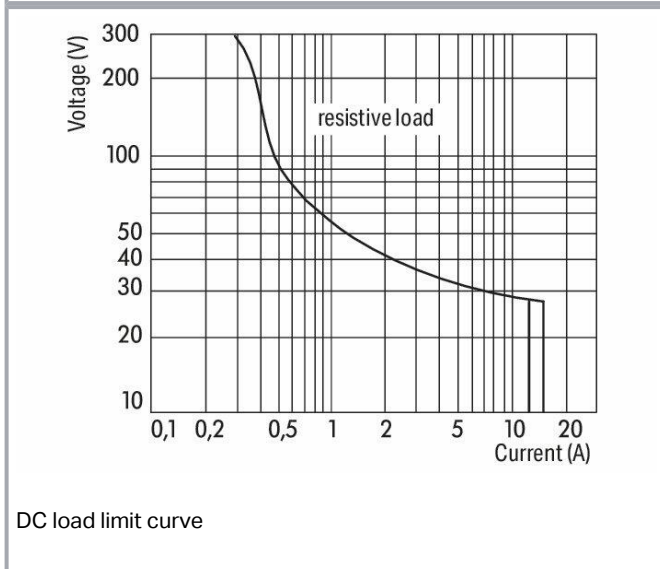
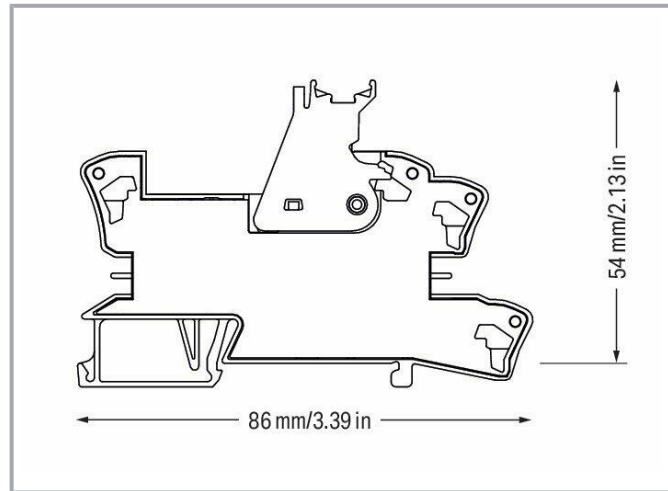
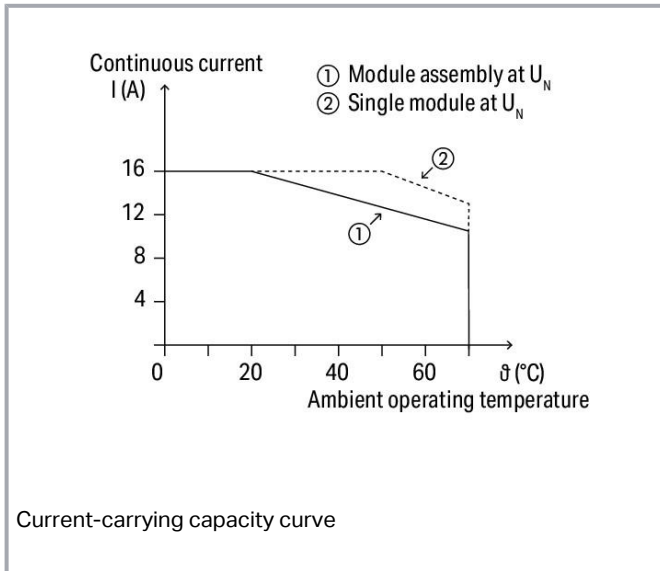
www.wago.com/788-306



Subject to changes. Please also observe the further product documentation!

WAGO Kontakttechnik GmbH & Co. KG
Hansastr. 27
32423 Minden
Phone: +49571 887-0 | Fax: +49571 887-169
Email: info.de@wago.com | Web: www.wago.com

Do you have any questions about our products?
We are always happy to take your call at +49 (571) 887-44222.



Data

Notes

Safety information 1

A separator plate (e.g., 209-191) must be used for voltages greater than 250 V between adjacent relay modules and for compliance with the reinforced insulation requirements.

Note

- Reinforced insulation between coil and contacts
- To protect the relay coils and contacts, inductive loads must be dampened with an effective protection circuit.

Subject to changes. Please also observe the further product documentation!

Technical data

Control circuit

Nominal input voltage U_N	DC 60 V
Input voltage range	$\pm 10 \%$
Nominal input current at U_N	11 mA

Load circuit

Number of changeover/switchover contacts	1
Contact material (relay)	AgNi 90/10
Limiting continuous current	16 A
Inrush current (resistive) (max.)	(AC) 30 A / 4 s
Switching voltage (max.)	AC 250 V
Switching power (resistive) (max.)	AC 4000 VA; DC (see load limit curve)
Switching capacity	AC-15: 6 A / AC 250 V; DC-13: 2 A / DC 24 V
Recommended minimum load	12 V / 10 mA
Pull-in time (typ.)	8 ms
Drop-out time (typ.)	6 ms
Bounce time (typ.)	6 ms
Electrical life (NO; resistive load; 23 °C)	30×10^3 switching operations
Mechanical life	30×10^6 switching operations
Switching frequency with/without load (max.)	6 min^{-1} / 1200 min^{-1}

Signaling

Status indicator	Red LED
------------------	---------

Safety and protection

Rated voltage	250 V
Rated surge voltage	4 kV
Pollution degree	3
Dielectric strength, control/load circuit (AC, 1 min)	5 kVrms
Dielectric strength, open contact (AC, 1 min)	1 kVrms
Safety information 1	A separator plate (e.g., 209-191) must be used for voltages greater

Subject to changes. Please also observe the further product documentation!



than 250 V between adjacent relay modules and for compliance with the reinforced insulation requirements.

Protection type	IP20
-----------------	------

Connection data

Connection technology	Push-in CAGE CLAMP®
Solid conductor	0.34 ... 2.5 mm ² / 22 ... 14 AWG
Fine-stranded conductor	0.34 ... 2.5 mm ² / 22 ... 14 AWG
Strip length	9 ... 10 mm / 0.35 ... 0.39 inch

Physical data

Width	15 mm / 0.591 inch
Height	86 mm / 3.386 inch
Depth from upper edge of DIN-rail	54 mm / 2.126 inch

Mechanical data

Mounting type	DIN-35 rail
---------------	-------------

Material data

Color	gray
Fire load	0.66 MJ
Weight	46 g

Environmental requirements

Surrounding air temperature (operation at U_N)	-40 ... 70 °C
Surrounding air (operating) temperature for UL	-40 ... 50 °C
Surrounding air temperature (storage)	-40 ... 70 °C
Processing temperature	-25 ... +50 °C

Standards and specifications

Standards/Specifications	EN 61010-2-201 EN 61810-1 EN 61373 UL 508 (max. 10 A)
--------------------------	----------------------------------------------------------------

Subject to changes. Please also observe the further product documentation!

Basic relay


WAGO Basic Relay 788-162

Commercial data

Product Group	6 (Interface Electronics)
PU (SPU)	20 (1) Stück
Packaging type	box
Country of origin	DE
GTIN	4045454550363
Customs tariff number	85364900990

Approvals / Certificates

UL-Approvals




Logo	Approval	Additional Approval Text	Certificate name
	UL UL International Netherlands B.V. (ORDINARY LOCATIONS)	UL 508	E175199 Sec.6

Optional accessories














Indicators

Operation status indicator	<p>Item no.: 788-121 Accessories for relay modules; Operation status indicator: red; Nominal operating voltage range: 48 ... 60 VDC</p>	www.wago.com/788-121
----------------------------	----------------------------------------------------------------------------------------------------------------------------------------------------	----------------------------------------------------------------





Marking accessories

Marking strip	<p> Item no.: 2009-110 Marking strips; for Smart Printer; on reel; not stretchable; plain; snap-on type; white</p>	www.wago.com/2009-110
Marking device	<p> Item no.: 210-110 Fiber-tip pen</p>	www.wago.com/210-110
Double marker carrier	<p> Item no.: 209-128 Adaptor; gray</p>	www.wago.com/209-128






Subject to changes. Please also observe the further product documentation!

Protective marker cover		
	Item no.: 209-184 Protection cover; transparent	www.wago.com/209-184
Marker		
	Item no.: 2009-115 WMB-Inline; for Smart Printer; 1500 pieces on roll; stretchable 5 - 5.2 mm; plain; snap-on type; white	www.wago.com/2009-115
	Item no.: 209-183 Marker card; white	www.wago.com/209-183
	Item no.: 793-501 WMB marking card; as card; not stretchable; plain; snap-on type; white	www.wago.com/793-501
	Item no.: 793-502 WMB marking card; as card; MARKED; 1 ... 10 (10x); not stretchable; Horizontal marking; snap-on type; white	www.wago.com/793-502
	Item no.: 793-503 WMB marking card; as card; MARKED; 11 ... 20 (10x); not stretchable; Horizontal marking; snap-on type; white	www.wago.com/793-503
	Item no.: 793-504 WMB marking card; as card; MARKED; 21 ... 30 (10x); not stretchable; Horizontal marking; snap-on type; white	www.wago.com/793-504
	Item no.: 793-505 WMB marking card; as card; MARKED; 31 ... 40 (10x); not stretchable; Horizontal marking; snap-on type; white	www.wago.com/793-505
Group marker carrier		
	Item no.: 209-145 Group marker carrier; white	www.wago.com/209-145
	Item no.: 249-105 Group marker carrier; gray	www.wago.com/249-105
Jumpers		
Jumper		
	Item no.: 788-116 Jumper; for jumper slot; 6-way; insulated	www.wago.com/788-116
	Item no.: 788-117 Jumper; for jumper slot; 8-way; insulated	www.wago.com/788-117
	Item no.: 788-114 Jumper; for jumper slot; 3-way; insulated	www.wago.com/788-114


Subject to changes. Please also observe the further product documentation!

	Item no.: 788-113 Jumper; for jumper slot; 2-way; insulated	www.wago.com/788-113
	Item no.: 788-115 Jumper; for jumper slot; 4-way; insulated	www.wago.com/788-115
	Item no.: 859-402 Jumper; for jumper slot; 2-way; insulated; light gray	www.wago.com/859-402
	Item no.: 788-118 Jumper; for jumper slot; from 1 to 3; insulated	www.wago.com/788-118

Ferrule

Ferrule		
	Item no.: 216-241 Ferrule; Sleeve for 0.5 mm ² / 20 AWG; insulated; electro-tin plated; electrolytic copper; gastight crimped; acc. to DIN 46228, Part 4/09.90; white	www.wago.com/216-241
	Item no.: 216-242 Ferrule; Sleeve for 0.75 mm ² / 18 AWG; insulated; electro-tin plated; electrolytic copper; gastight crimped; acc. to DIN 46228, Part 4/09.90; gray	www.wago.com/216-242
	Item no.: 216-243 Ferrule; Sleeve for 1 mm ² / AWG 18; insulated; electro-tin plated; electrolytic copper; gastight crimped; acc. to DIN 46228, Part 4/09.90; red	www.wago.com/216-243
	Item no.: 216-244 Ferrule; Sleeve for 1.5 mm ² / AWG 16; insulated; electro-tin plated; electrolytic copper; gastight crimped; acc. to DIN 46228, Part 4/09.90; black	www.wago.com/216-244
 <small>image coming soon</small>	Item no.: 216-542 Twin ferrule; Sleeve for 2 x 1 mm ² / AWG 2 x 18; red, insulated; 12 mm long; red	www.wago.com/216-542

Tool

Operating tool		
	Item no.: 210-720 Operating tool; Blade: 3.5 x 0.5 mm; with a partially insulated shaft; multicoloured	www.wago.com/210-720

Downloads

Documentation

Bid Text

788-306 X81 - Datei	2019. 2. 19.	xml 4.7 kB	Download
788-306 docx - Datei	2019. 1. 25.	docx 16.7 kB	Download

Subject to changes. Please also observe the further product documentation!



Instruction Leaflet

Sockets with Elementary Relay/ SSR	V 1.0.1 2020. 10. 9.	pdf 2.3 MB	Download
------------------------------------	-------------------------	---------------	----------

Additional Information

Disposal; Electrical and electronic equipment, Packaging	V 1.0.0	pdf 265.8 kB	Download
----------------------------------------------------------	---------	-----------------	----------

CAD/CAE-Data

CAE data

EPLAN Data Portal 788-306	URL	Download
WSCAD Universe 788-306	URL	Download
ZUKEN Portal 788-306	URL	Download

CAD data

2D/3D Models 788-306	URL	Download
----------------------	-----	----------

Environmental Product Compliance


Compliance Search

Environmental Product Compliance 788-306 Relay module; Nominal input voltage: 60 VDC; 1 changeover contact; Limiting continuous current: 16 A; Red status indicator; Module width: 15 mm; 2,50 mm ² ; gray	URL	Download
--------------------------------------------------------------------------------------------------------------------------------------------------------------------------------------------------------------------------	-----	----------

Installation Notes


Conductor termination

Subject to changes. Please also observe the further product documentation!




Conductor termination

Commoning



Easy commoning using adjacent jumpers

Marking



Marking using WMB Multi markers and group marker carriers.

Subject to changes. Please also observe the further product documentation!