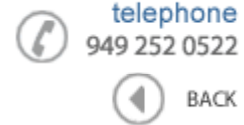




Data Sheet



Product Category: IF SAW Filter

Part Number
820-IF70.0M-FAPackage
20.2 x 12.6 Thru HoleApplication
Base Station & RepeaterLast Modified
May 24 2003

TYPE :

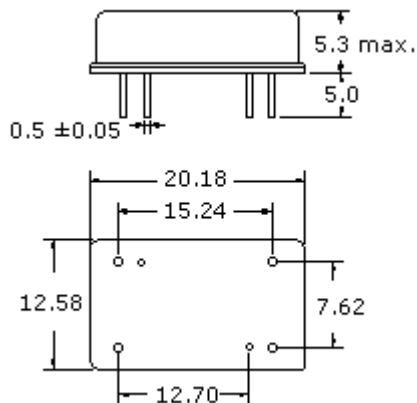
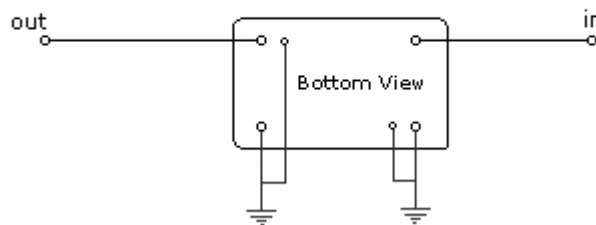
70.0 MHz Bandpass Filter
9.45 MHz Bandwidth

PART NUMBER :

820-IF70.0M-FA**OPERATING CONDITIONS / ELECTRICAL CHARACTERISTICS**

PARAMETERS	Minimum	Typical	Maximum	Units
Center Frequency	69.95	70.00	70.05	MHz
Insertion Loss	-	20.5	22.0	dB
1dB Bandwidth	9.10	9.15	-	MHz
3dB Bandwidth	9.40	9.45	-	MHz
40dB Bandwidth	-	10.77	10.85	MHz
50dB Bandwidth	-	10.90	11.00	MHz
Passband Ripple	-	0.60	1.0	dB
Group Delay Variation	-	70	150	nsec
Absolute Delay	-	2.330	-	µsec
Ultimate Rejection	50	55	-	dB
Substrate Material	-	LN	-	-

* Custom SAW IF Filters available. Contact Oscilent for assistance.

PACKAGE OUTLINE (mm)**TEST FIXTURE**No Matching Required
Source/Load Impedance = 50 ohms

Oscilent Corporation - CALL 949.252.0522

17962 Sky Park Circle, Building D, Irvine, CA 92614, USA
Fax: 949.252.0599, E-Mail: Sales@Oscilent.com

Part No.: 820-IF70.0M-FA

[Crystal Oscillators](#) | [Quartz Crystal](#) | [TCXO](#) | [VCXO](#) | [IF SAW Filter](#) | [RF SAW Filter](#) | [Ceramic Resonator](#)
[Crystal Filter](#) | [Ceramic Filter](#) | [SAW Filter / SAW Devices](#) | [Site Map](#)