

REV.	MODIFICATION.	DATE	DRN
01	Production release	18/02/09	MT

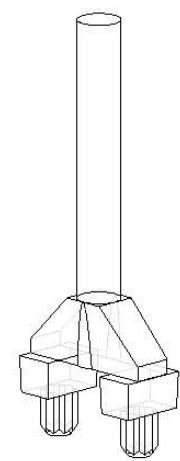
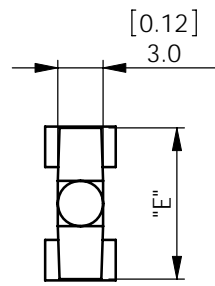
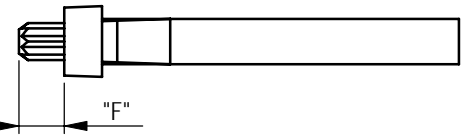
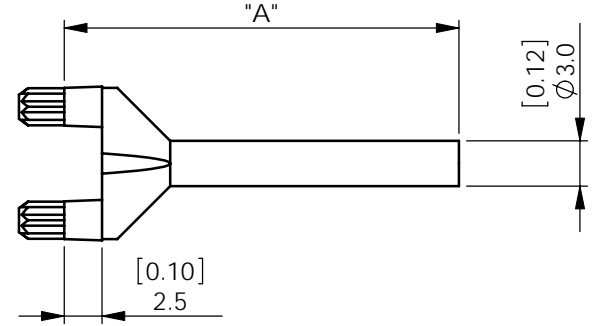
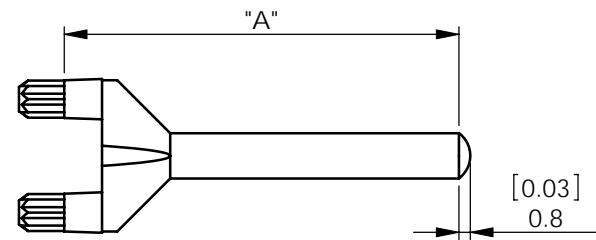
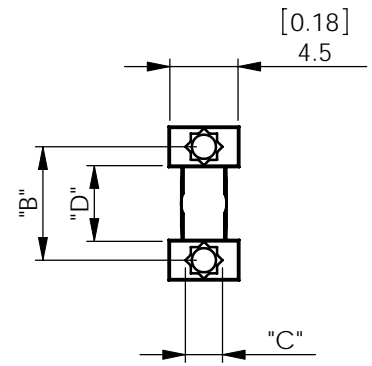
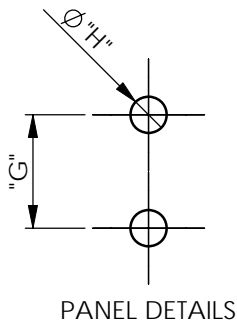


FIG 1
VLP-F
(FLAT)

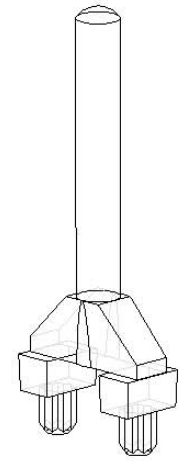


FIG 2
VLP-D
(DOMED)

MATL: PC, RMS-23 CLEAR	FIGURE	"A"	"B"	"C"	"D"	"E"	"F"	"G"	"H"	PANEL THICKNESS
VLP1-F-1	1	12.7 [0.50]	4.7 [0.19]	1.50 [0.06]	3 [0.12]	6.4 [0.25]	2.5 [0.10]	4.7 [0.19]	1.5 ±0.05 [0.06 ±0.002]	0.8 [0.03] TO 3 [0.12]
VLP1-F-3		16.5 [0.65]								
VLP1-F-4		21.8 [0.86]								
VLP1-F-5		26.1 [1.03]								
VLP1-D-1		12.7 [0.50]								
VLP1-D-3	2	16.5 [0.65]								
VLP1-D-4		21.8 [0.86]								
VLP1-D-5		26.1 [1.03]								
VLP2-F-1	1	12.7 [0.50]	7.5 [0.30]	2.45 [0.10]	5 [0.20]	10 [0.39]	3 [0.12]	7.5 [0.30]	2.4 ±0.05 [0.09 ±0.002]	
VLP2-F-2		15 [0.59]								
VLP2-F-3		16.5 [0.65]								
VLP2-F-4		21.8 [0.86]								
VLP2-F-5		26.1 [1.03]								
VLP2-F-6		55 [2.17]								
VLP2-D-1	2	12.7 [0.50]								
VLP2-D-3		16.5 [0.65]								
VLP2-D-4		21.8 [0.86]								
VLP2-D-5		26.1 [1.03]								
VLP2-D-6		55 [2.17]								

ALTERNATE UNITS FOR REFERENCE ONLY

INFORMATION CONTAINED IN THIS DOCUMENT IS CONFIDENTIAL TO RICHCO INTERNATIONAL Co. Ltd. AND MAY NOT BE DISCLOSED OR REPRODUCED IN WHOLE OR PART WITHOUT THEIR WRITTEN CONSENT.

ALL DIMENSIONS IN mm
GENERAL TOLERANCES ±0.25 UNLESS OTHERWISE STATED
1 DECIMAL PLACE ±
2 DECIMAL PLACES ±
ANGULAR ±1°

THIRD ANGLE

MATERIAL: POLYCARBONATE (RMS-23) COLOUR: CLEAR

DESCRIPTION: VERTICAL LIGHT PIPE PART No: SEE TABLE

DRG No: 08-040 NPR No: FR08-0031 SHEET SIZE A4

DRN MT DATE 10/06/08 CHKD TC DATE 18/02/09 SCALE NTS SHEET No. 1 OF 1