

深圳市金航标电子有限公司


型号：KH-433-3M-XP
产品规格书

Antenna componentst

频率范围 Frequency range	:(433GHz)
驻波比系数 VSWR	<2.0
输入阻抗 Input Impedance	50 (Ω)
极化方式 Polarization	垂直极化 Vertical Polarization
半功率波束 (3dB) HPW	180° H-plane 120° E-plane

RF by		Checked by	
ME by		Date	
Customer Confirm			

Project:433 吸盘天线		Author:Wang	File Name: 433 吸盘天线
Date: 2020-4-7			
TEST:	Language:	Check: Zhong	
A	English		
地址:深圳市龙华区民治大道1079号展滔科技大厦C座809			



Revision History

Date	Revision	Description of Changes
2020-4-7	RA	Measured with SUS301 sample.

433 吸盘天线 PROJECT	1
ANTENNA COMPONENTS	1
1 TECHNICAL SUMMARY	2
2 GENERAL DESCRIPTION	3
2.1 Components/Part revisions.....	3
3 MECHANICAL DESCRIPTION	3
4 ELECTRICAL PERFORMANCE	3
4.1 Set-up.....	3
4.1.1 VSWR.....	3
4.1.2 Gain & Radiation Patterns.....	3
4.1.3 Matching Circuit Description.....	3
4.2 Measurement Data.....	4
4.2.1 Active result (GSM)	4
6 Mechanical drawing	5
7 RELIABILITY TESTS	6
7.1 Test content.....	6
7.2 Test results.....	6
8 CONCLUSION	6

1 Technical Summary

This report summarizes the electrical results of the proposed antenna to support the **433 吸盘天线** program. We test the antenna with the latest version handset. And it seems

Project:433 吸盘天线		Author:Wang	File Name: 433 吸盘天线
Date: 2020-4-7			
TEST:	Language:	Check: Zhong	
A	English		
地址:深圳市龙华区民治大道1079号展滔科技大厦C座809			

to be acceptable.

2 General Description

2.1 Components/Part revisions

VSWR: Voltage Standing Wave Rate.

3 Mechanical Description

4 Electrical Performance

4.1 Set-up

4.1.1 VSWR

VSWR measurements (S11) were performed using an Agilent 8753D Network Analyzer and the previously described test fixture. Coaxial chokes were used to mitigate surface currents on the outside of the cabling. The testing was performed in free space.

4.1.2 Gain & Radiation Patterns

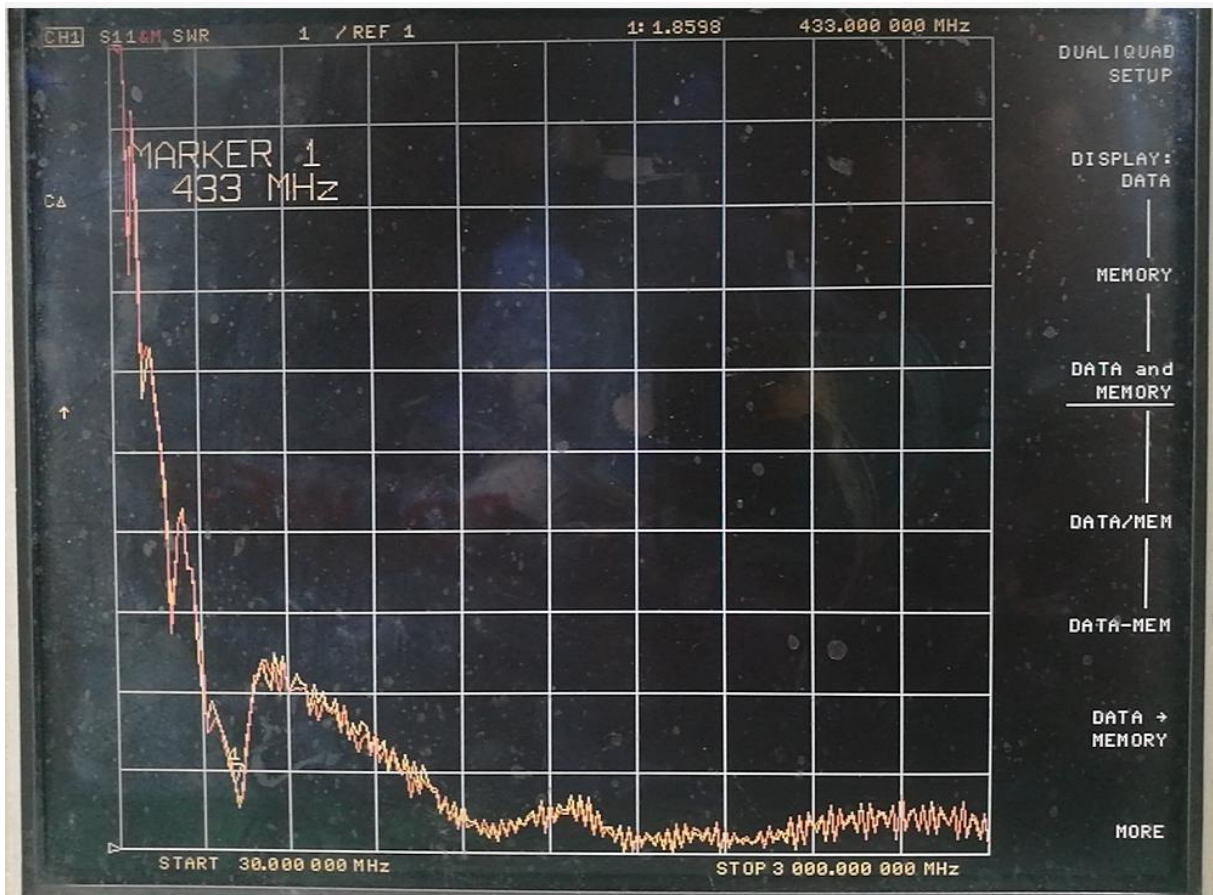
The gain of the antenna was measured in the KH's anechoic chamber. Coaxial chokes on the feed cable were used to mitigate surface currents. The chamber provides less than -30 dB reflectivity from 800 MHz through 3 GHz and an 18" diameter spherical quiet zone. The measurement results are calibrated using both dipole and leaky wave horn standards.

4.1.3 Matching Circuit Description

Project:433 吸盘天线		Author:Wang	File Name: 433 吸盘天线
Date: 2020-4-7			
TEST:	Language:	Check: Zhong	
A	English		
地址:深圳市龙华区民治大道1079号展滔科技大厦C座809			

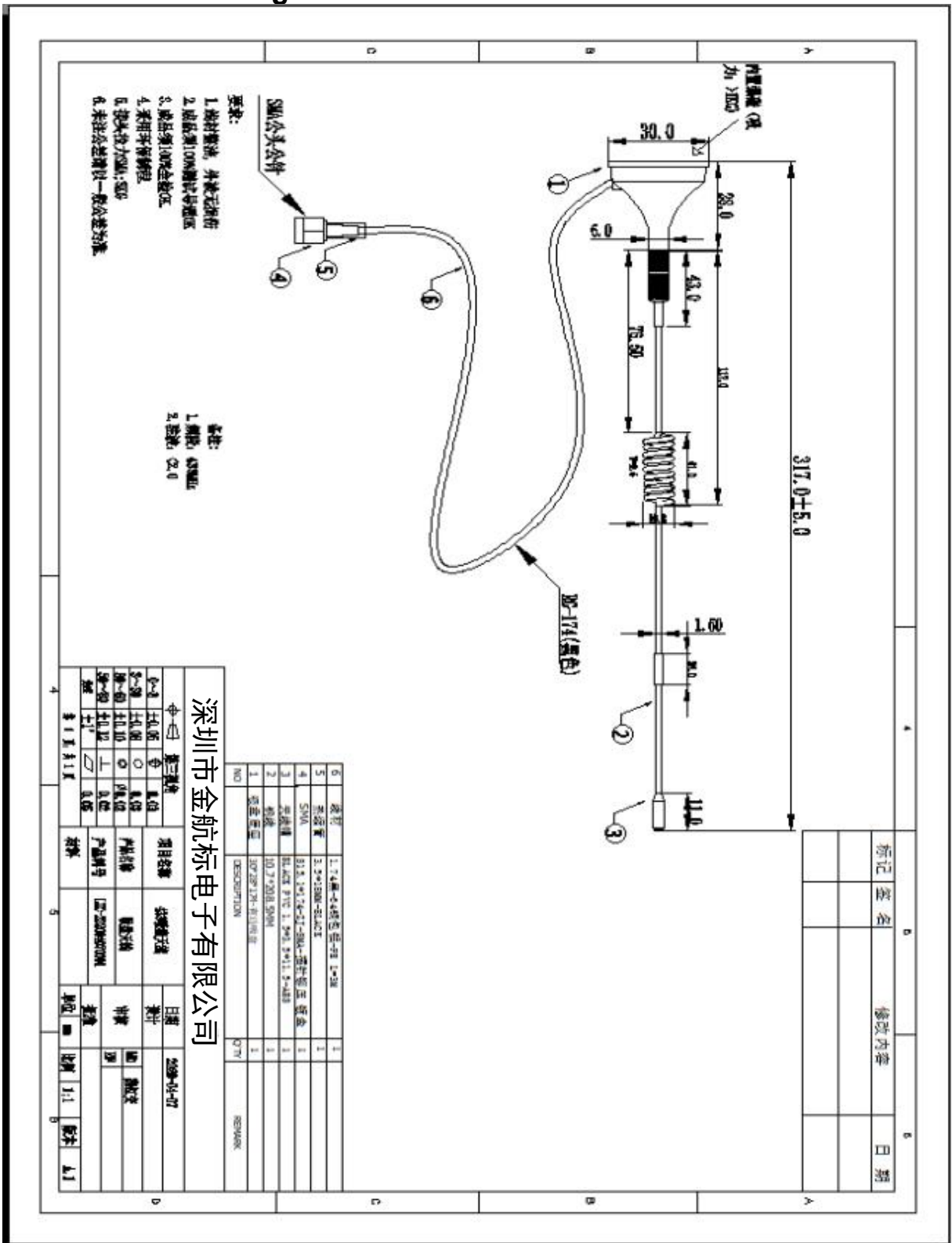
4.2 Measurement Data

4.2.1 Active result (433)



Project:433 吸盘天线		Author:Wang	File Name: 433 吸盘天线
Date: 2020-4-7			
TEST:	Language:	Check: Zhong	
A	English		
地址:深圳市龙华区民治大道1079号展滔科技大厦C座809			

6Mechanicaldrawing



Project:433 吸盘天线		Author:Wang	File Name: 433 吸盘天线
Date: 2020-4-7		Check: Zhong	
TEST: A	Language: English		
地址:深圳市龙华区民治大道1079号展滔科技大厦C座809			

7 Reliability tests

7.1 Test content

No	试验项目	试验方法	判定基准
1	盐水喷雾试验	把盐浓度 5%的溶液喷雾 48HR	不能有变色, 歪 (变形) 脱落等的缺点 腐蚀面积不能过大

7.2 Test results

NO	样品数	试验期间	实验结果	备注
1	50	24 小时	OK	技术等级为 9 级 腐蚀<0.4mm
2	50	48 小时	OK	技术等级为 9 级 腐蚀<0.4mm

8 Conclusion

From the above test results, we can know the electrical performance of the antenna is seems good.

Shenzhen Lxc Electronics Technology Co., Ltd., look forward to your confirmation, thank you for your cooperation!

Project:433 吸盘天线		Author:Wang	File Name: 433 吸盘天线
Date: 2020-4-7			
TEST:	Language:	Check: Zhong	
A	English		
地址:深圳市龙华区民治大道1079号展滔科技大厦C座809			

