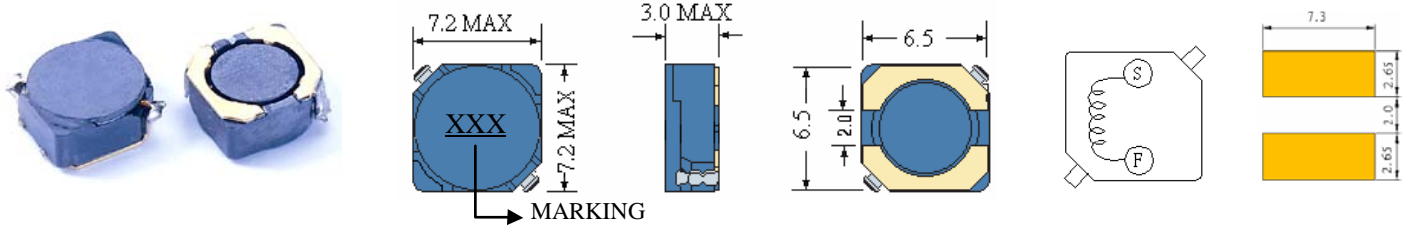


SCRH6D28

SMD POWER INDUCTORS



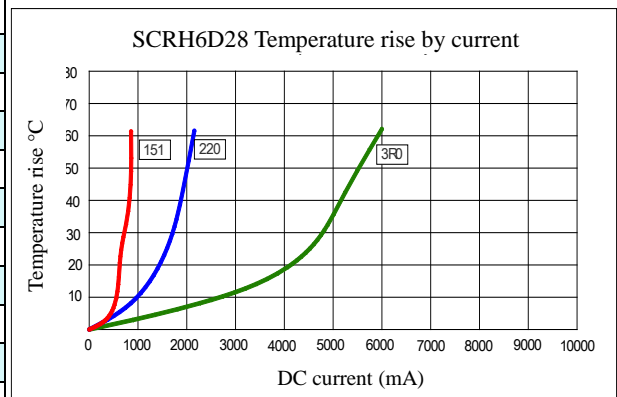
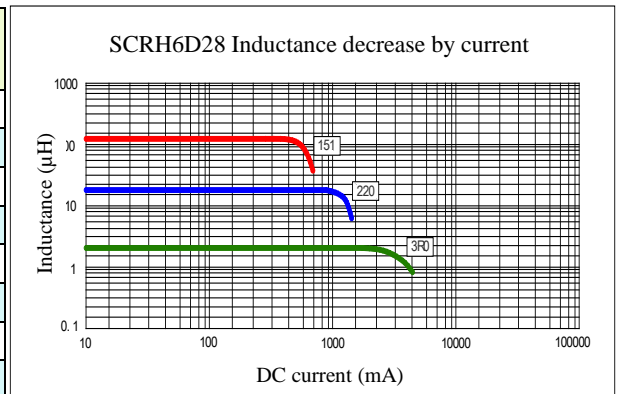
• Features

1. Magnetically shielded construction
2. Excellent Power Density
3. Engineered to Provide High Efficiency



CHARACTERISTICS

Part Number	Inductance (uH) (1)	Test Frequency	DC Resistance (Ω MAX) (2)	Saturation Current (3) (A)	Temperature Current (4) (A)
SCRH6D28-3R0	3.0	10KHZ	24m	3.00	4.70
SCRH6D28-3R9	3.9	10KHZ	27m	2.60	4.50
SCRH6D28-5R0	5.0	10KHZ	31m	2.40	4.00
SCRH6D28-6R0	6.0	10KHZ	35m	2.25	3.60
SCRH6D28-7R3	7.3	10KHZ	54m	2.10	3.23
SCRH6D28-8R6	8.6	10KHZ	58m	1.85	2.90
SCRH6D28-100	10	10KHZ	65m	1.70	2.60
SCRH6D28-120	12	10KHZ	70m	1.55	2.34
SCRH6D28-150	15	10KHZ	84m	1.40	2.10
SCRH6D28-180	18	10KHZ	95m	1.32	1.89
SCRH6D28-220	22	10KHZ	128m	1.20	1.70
SCRH6D28-270	27	10KHZ	142m	1.05	1.62
SCRH6D28-330	33	10KHZ	165m	0.97	1.37
SCRH6D28-390	39	10KHZ	210m	0.86	1.23
SCRH6D28-470	47	10KHZ	238m	0.80	1.17
SCRH6D28-560	56	10KHZ	277m	0.73	1.11
SCRH6D28-680	68	10KHZ	304m	0.65	0.99
SCRH6D28-820	82	10KHZ	390m	0.60	0.89
SCRH6D28-101	100	10KHZ	535m	0.54	0.80
SCRH6D28-121	120	10KHZ	580m	0.45	0.72
SCRH6D28-151	150	10KHZ	615m	0.42	0.68



- (1). Inductance tolerance $\pm 30\%$ tested at 0.25V, 0ADC and 25°C
- (2). DCR measured at 25°C.
- (3). The DC current at which the inductance decreases by 35% from its initial value.
- (4). The DC current that results in a 40°C temperature rise from 25°C ambient.

[Click here for QUANTITY PER REEL & PACKING INFORMATION](#)

Custom versions available upon request.

© 2019 Signal Transformer – Specification subject to change without notice. 12.19