
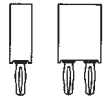


Series 800
PCB connectors 2.54 mm
Single row / double row
Press-fit



Receptacles connectors, press-fit




Receptacles accept square pins
□ 0.635 mm, and round pins Ø 0.70–0.80 mm



With compliant pin for solderless mount into PCB
plated-thru holes Ø 1 mm + 0.09/–0.06 mm

For corresponding connectors see pages 30 to 35

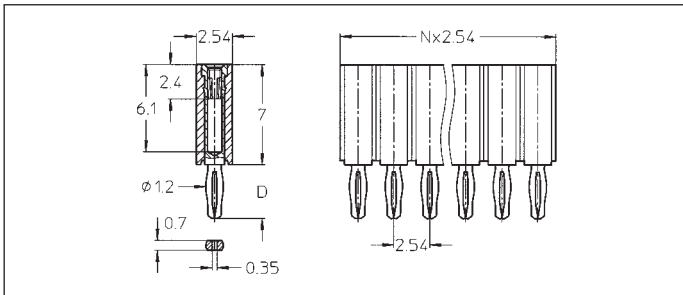
New version with modified eye of the needle pin

| Platings | Sleeve  | Clip  | Pin  |
|----------|------------------------------------------------------------------------------------------|----------------------------------------------------------------------------------------|---------------------------------------------------------------------------------------|
| 91 | 5 µm Sn Pb | 0.25 µm Au | |
| 93 | 5 µm Sn Pb | 0.75 µm Au | |
| 99 | 5 µm Sn Pb | 5 µm Sn Pb | |

Ordering information

Replace **xxx** with the number of poles, e.g. 803-93-**xxx**-65-001
for a double row version with 8 pins per row becomes:
803-93-**016**-65-001

(Older versions 801/803-...-61/62/63-001 please consult)

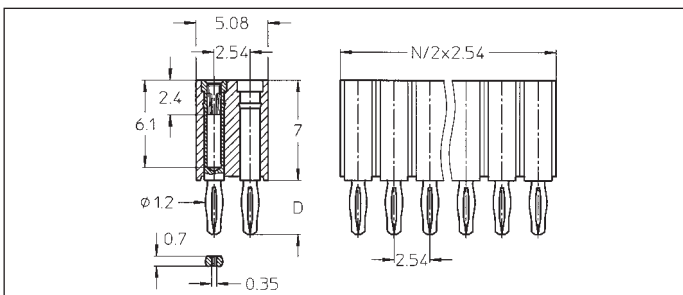


for PCB thickness 1.5 to 2.0 mm D = 2.80 mm
801-91-xxx-65-001
801-93-xxx-65-001
801-99-xxx-65-001

for PCB thickness 2.1 to 3.2 mm D = 3.80 mm
801-91-xxx-66-001
801-93-xxx-66-001
801-99-xxx-66-001

Press-fit receptacle: single row
Availability from: 1 to 50 contacts
Standard number of contacts 24, 28, 29, 30, 36, 42, 48, 50

New version with modified eye of the needle pin



for PCB thickness 1.5 to 2.0 mm D = 2.80 mm
803-91-xxx-65-001
803-93-xxx-65-001
803-99-xxx-65-001

for PCB thickness 2.1 to 3.2 mm D = 3.80 mm
803-91-xxx-66-001
803-93-xxx-66-001
803-99-xxx-66-001

Press-fit receptacle: double row
Availability from: 4 to 100 contacts
Standard number of contacts 72 and 100

New version with modified eye of the needle pin