

6

5

4

3


2

1

MATERIAL AND FINISH:

Insulator: Polycarbonate, UL-94V-0 rated
Contacts: Brass, Nickel plated

ELECTRICAL SPECIFICATIONS:

Current rating: 10 A
Voltage rating: 250 VAC 
Insulation resistance: 100 Mohm min. at 500 VDC
Dielectric withstanding voltage: 2000 VAC for one minute


ORDERING CODE:


42R31-1 1
 1 2


1) COLOR

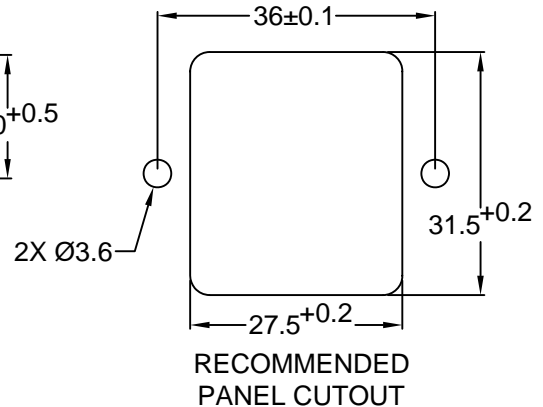
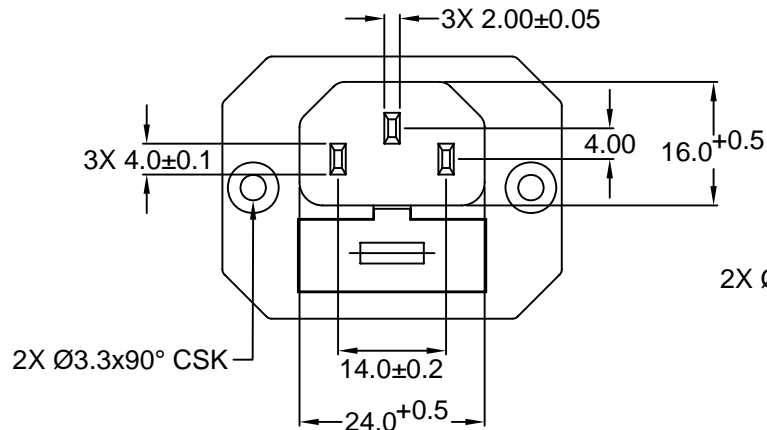
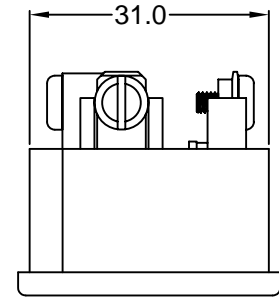
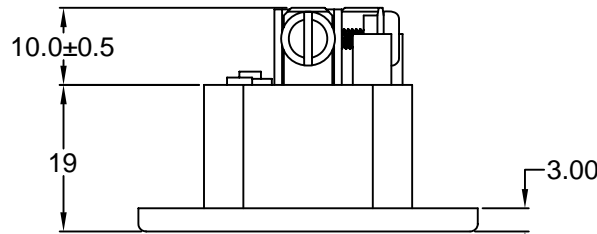
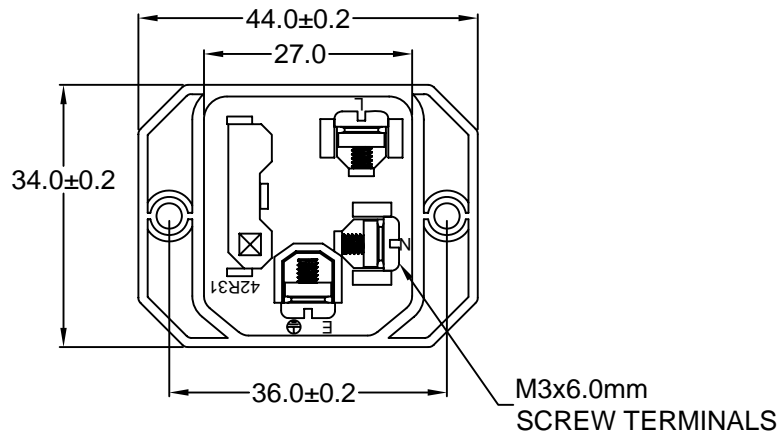
- 1 = BLACK
- 2 = GRAY

2) ELECTRICAL CIRCUIT CONFIGURATION

1 = 10A 250V 70°C
2+GROUND 

2 = 10A 250V 120°C
2+GROUND 

4 = 10A 250V 70°C
2 POLE 



| | | | | | |
|-----|------|--------|-----|-----|------|
| REV | DATE | CHANGE | CHK | CHK | APPR |
| | | | | | |

RoHS COMPLIANT

| | | | |
|--------------------------------------|--------|-------|----------|
| TOLERANCE UNLESS OTHERWISE SPECIFIED | | | |
| X | ± 1 | | |
| X.X | ± 0.4 | | |
| X.XX | ± 0.20 | | |
| DRAWN BY | GQ | DATE: | 08/30/01 |
| CHECK BY | TD | DATE: | 09/06/01 |
| APPR BY | PB | DATE: | 09/06/01 |

Power Dynamics, Inc.
Phone: 973 560-0019 Whippany, New Jersey Fax: 973 560-0076

PART: IEC 60320 SINGLE FUSE HOLDER APPL. INLET; SCREW TERMINALS; SIDE FLANGE

42R31-1X1X

SIZE: A SCALE: NTS

ALL DIMENSIONS FOR REFERENCE ONLY DIMENSIONS ARE IN MILLIMETERS

SHEET 1 of 1 REV: