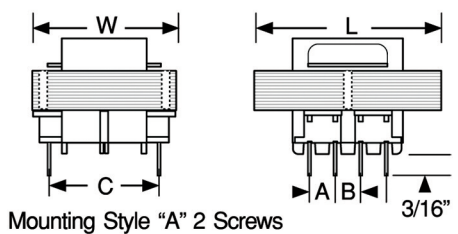


SERIES

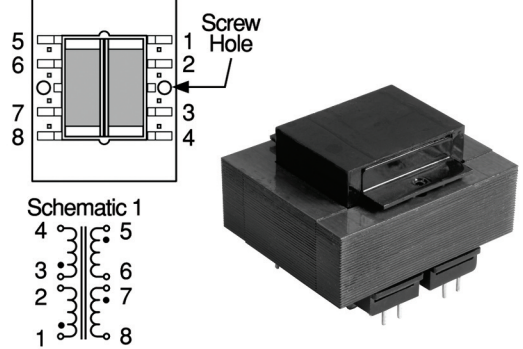
6443R-6448R
6443-6448



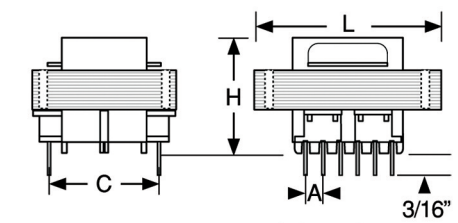
VDE PC Mount Transformers



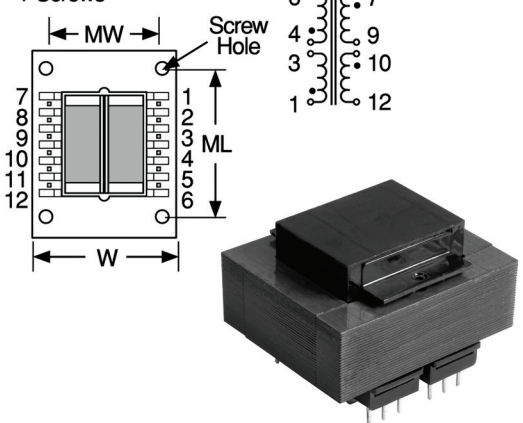
Mounting Style "A" 2 Screws



Schematic 1



Mounting Style "B" 4 Screws



Schematic 2

PART NUMBER	SECONDARY VOLTAGE	SECONDARY CURRENT	CONNECTION		CONNECTION		CONNECTION		MOUNTING STYLE	SCHEMATIC
	VA	PRIMARY VOLTAGE	SERIES	PARALLEL	SERIES	PARALLEL	SERIES	PARALLEL		
6443-010	2.5	115/230	10.0	5.0	0.250	0.50	1	A		
6443-012	2.5	115/230	12.6	6.3	0.200	0.40	1	A		
6443-016	2.5	115/230	16.0	8.0	0.150	0.30	1	A		
6443-020	2.5	115/230	20.0	10.0	0.120	0.24	1	A		
6443-024	2.5	115/230	24.0	12.0	0.100	0.20	1	A		
6443-028	2.5	115/230	28.0	14.0	0.090	0.18	1	A		
6443-036	2.5	115/230	36.0	18.0	0.070	0.14	1	A		
6444-010	5	115/230	10.0	5.0	0.500	1.00	1	A		
6444-012	5	115/230	12.6	6.3	0.400	0.80	1	A		
6444-016	5	115/230	16.0	8.0	0.310	0.62	1	A		
6444-020	5	115/230	20.0	10.0	0.250	0.50	1	A		
6444-024	5	115/230	24.0	12.0	0.210	0.42	1	A		
6444-028	5	115/230	28.0	14.0	0.180	0.36	1	A		
6444-036	5	115/230	36.0	18.0	0.140	0.28	1	A		
6445-010	10	115/230	10.0	5.0	1.000	2.00	1	A		
6445-012	10	115/230	12.6	6.3	0.800	1.60	1	A		
6445-016	10	115/230	16.0	8.0	0.620	1.25	1	A		
6445-020	10	115/230	20.0	10.0	0.500	1.00	1	A		
6445-024	10	115/230	24.0	12.0	0.420	0.84	1	A		
6445-028	10	115/230	28.0	14.0	0.360	0.73	1	A		
6445-036	10	115/230	36.0	18.0	0.280	0.56	1	A		
6446-010	20	115/230	10.0	5.0	2.000	4.00	2	A		
6446-012	20	115/230	12.6	6.3	1.600	3.30	2	A		
6446-016	20	115/230	16.0	8.0	1.250	2.50	2	A		
6446-020	20	115/230	20.0	10.0	1.000	2.00	2	A		
6446-024	20	115/230	24.0	12.0	0.830	1.66	2	A		
6446-028	20	115/230	28.0	14.0	0.720	1.44	2	A		
6446-036	20	115/230	36.0	18.0	0.560	1.12	2	A		
6447-010	30	115/230	10.0	5.0	3.000	6.00	2	B		
6447-012	30	115/230	12.6	6.3	2.400	4.80	2	B		
6447-016	30	115/230	16.0	8.0	1.900	3.80	2	B		
6447-020	30	115/230	20.0	10.0	1.500	3.00	2	B		
6447-024	30	115/230	24.0	12.0	1.250	2.50	2	B		
6447-028	30	115/230	28.0	14.0	1.060	2.12	2	B		
6447-036	30	115/230	36.0	18.0	0.820	1.64	2	B		
6448-010	56	115/230	10.0	5.0	5.600	11.20	2	B		
6448-012	56	115/230	12.6	6.3	4.400	8.80	2	B		
6448-016	56	115/230	16.0	8.0	3.500	7.00	2	B		
6448-020	56	115/230	20.0	10.0	2.800	5.60	2	B		
6448-024	56	115/230	24.0	12.0	2.330	4.66	2	B		
6448-028	56	115/230	28.0	14.0	2.000	4.00	2	B		
6448-036	56	115/230	36.0	18.0	1.560	3.12	2	B		

*Complete part # must include series # PLUS the dash #

For surface finish information, refer to www.delevanfinishes.com

UL Certified Recognized component Underwriters Labs, Inc[®]; CSA Labeled

Primary Voltage Available in either 115V or dual 115/230V

Operating Frequency 50/60 Hz

Operating Temperature 130°C

4000 V RMS Hipot

Split bobbin non-concentric winding

Designed to pass VDE creepage distance

Note Dots on schematic indicate like polarity

Physical Parameters & Mounting Information															Screw size	# Terminals						
	L		W		H		A		B		C		Pin width (sq.)				MW		ML		Weight	
	in.	mm	in.	mm	in.	mm	in.	mm	in.	mm	in.	mm	in.	mm			in.	mm	in.	mm	lbs.	kg
6443	1.63	41.40	1.44	36.58	1.13	28.70	0.20	5.08	0.25	6.35	1.00	25.40	0.025	0.63	1.06	26.92	—	—	0.25	113	4	8
6444	1.63	41.40	1.44	36.58	1.38	35.05	0.20	5.08	0.40	10.16	1.00	25.40	0.025	0.63	1.06	26.92	—	—	0.37	167	4	8
6445	1.88	47.75	1.56	39.62	1.38	35.05	0.20	5.08	0.40	10.16	1.14	28.96	0.036	0.91	1.25	31.75	—	—	0.53	240	4	8
6446	2.25	57.15	1.88	47.75	1.63	41.40	0.40	10.16	0.40	10.16	1.46	37.08	0.036	0.91	1.50	38.10	—	—	0.90	408	4	12
6447	2.63	66.80	2.19	55.63	1.56	39.62	0.28	7.11	—	—	1.68	42.67	0.045	1.14	1.75	44.45	2.19	55.63	1.15	521	6	12
6448	3.00	76.20	2.50	63.50	1.81	45.97	0.30	7.62	—	—	1.90	48.26	0.045	1.14	2.00	50.80	2.50	63.50	1.70	771	6	12