

ABF152 THRU ABF1510

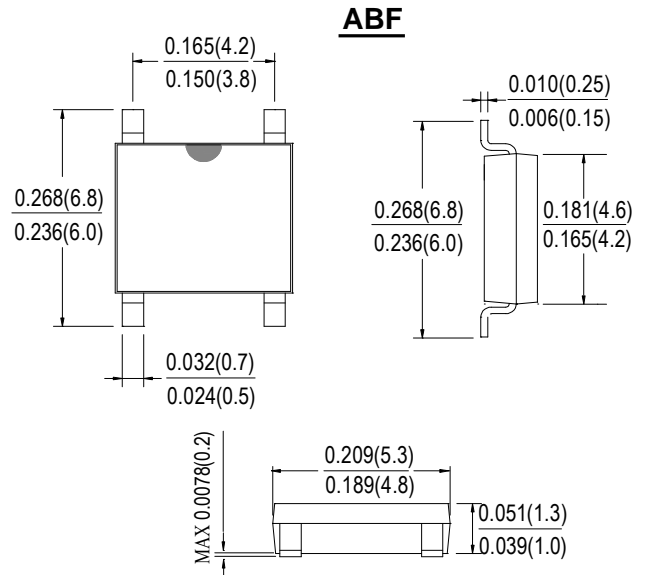
SINGLE PHASE 1.5AMP SURFACE MOUNT GLASS PASSIVATED BRIDGE RECTIFIER

Features

- Glass passivated die construction
- Low forward voltage drop
- High current capability
- High surge current capability
- Designed for surface mount application
- Plastic material-UL flammability 94V-0

Mechanical Data

- Case: SOPA-4, molded plastic ABF
- Terminals: plated leads solderable per MIL-STD-202, Method 208
- Polarity: as marked on case
- Mounting position: Any
- Marking: type number



Dimensions in inches and (millimeters)

Maximum Ratings and Electrical Characteristics

Rating at 25°C ambient temperature unless otherwise specified.

Single Phase, half wave, 60Hz, resistive or inductive load.

For capacitive load, derate current by 20%.

TYPE NUMBER	SYMBOL	ABF152	ABF154	ABF156	ABF158	ABF1510	UNITS
Peak Repetitive Reverse Voltage Working Peak Reverse Voltage DC Blocking Voltage	V_{RRM}	200	400	600	800	1000	V
	V_{RWM}						
	V_{DC}						
RMS Reverse Voltage	V_{RMS}	140	280	420	560	700	V
Average Rectified Output Current @ $T_A = 40^\circ C$	I_o	1.5					A
Non-Repetitive Peak Forward Surge Current 8.3ms Single half sine-wave superimposed on rated load (JEDEC Method)	I_{FSM}	50					A
Forward Voltage per element @ $I_F = 1.5A$	V_{FM}	1.1					V
Peak Reverse Current @ $T_A = 25^\circ C$ At Rated DC Blocking Voltage @ $T_A = 125^\circ C$	I_R	5.0 500					μA
Typical Thermal Resistance per leg	$R_{\theta JA}$	62.5					$^\circ C/W$
	$R_{\theta JL}$	25					
Operating and Storage Temperature Range	T_J, T_{STG}	-55to+150					$^\circ C$

FIG.1 FORWARD CURRENT DERATING CURVE

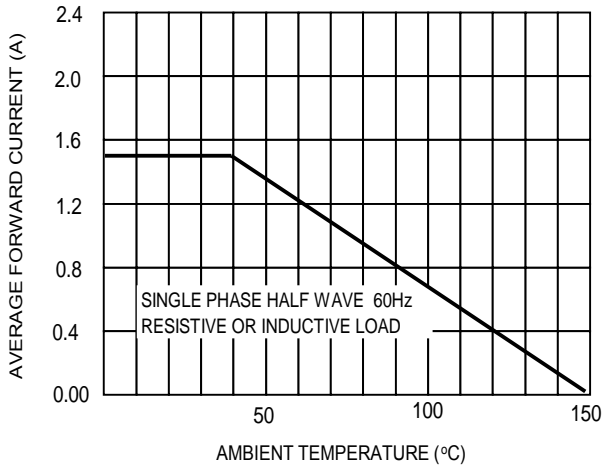


FIG.2 TYPICAL FORWARD CHARACTERISTICS

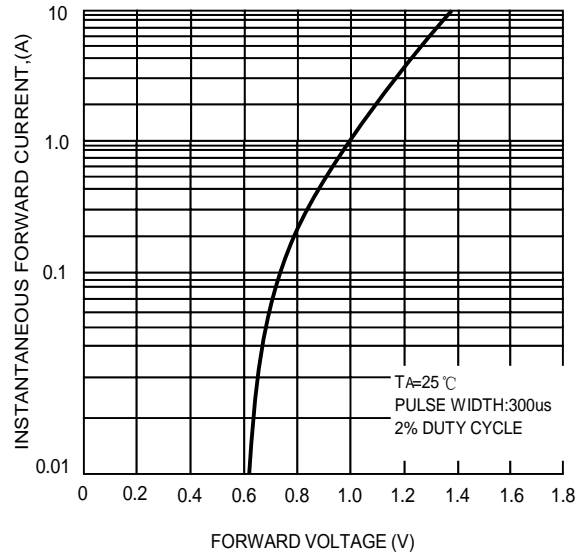


FIG.3 MXIMUM NON-REPETITIVE

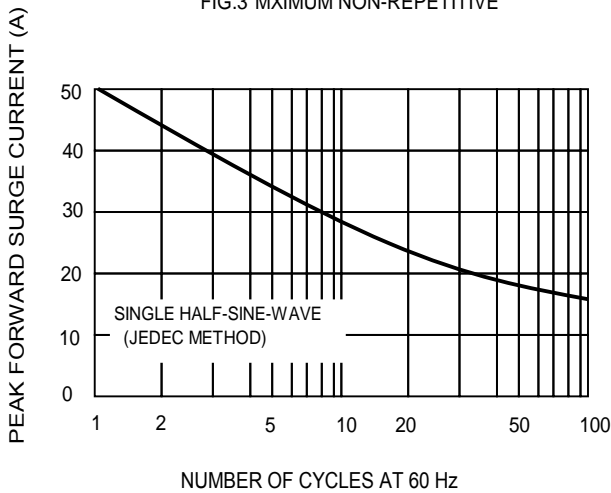


FIG. 4 TYPICAL REVERSE CHARACTERISTICS

