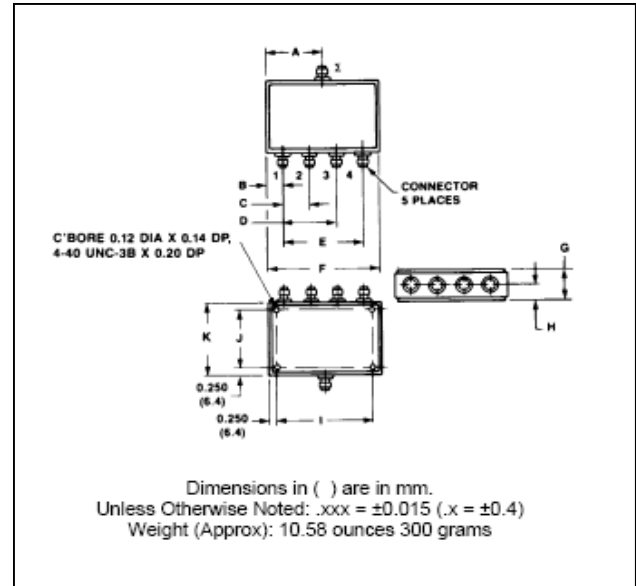


## Features

- 3 Decade Frequency Range
- Low Loss—1 dB Maximum to 1000 MHz
- High Isolation— 25 dB Midband Minimum

## C-17

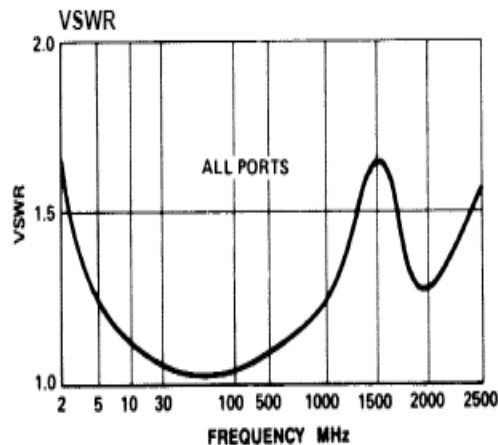
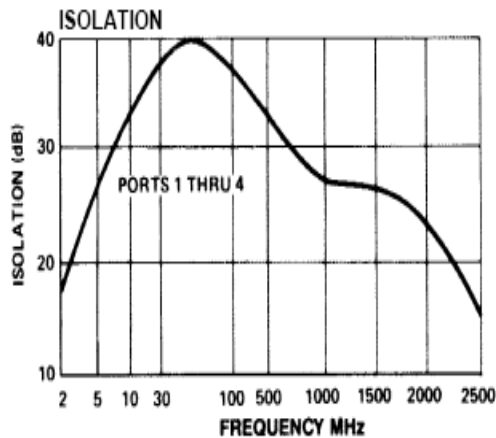
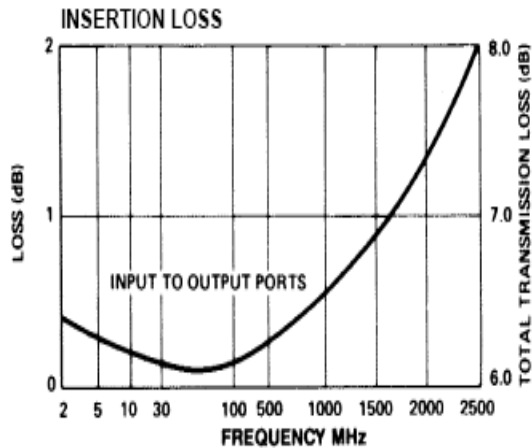


## Guaranteed Specifications: From -55°C to +85°C

Frequency Range		2-2000 MHz
Insertion Loss (less coupling)	2-30 MHz 30-400 MHz 400-1000 MHz 1000-2000 MHz	0.75 dB Max 0.5 dB Max 1.0 dB Max 2.0 dB Max
Isolation	2-30 MHz 30-400 MHz 400-1000 MHz 1000-2000 MHz	15 dB Min 30 dB Min 24 dB Min 20 dB Min
Amplitude Balance	2-30 MHz 30-400 MHz 400-1000 MHz 1000-2000 MHz	0.6 dB Max 1.0 dB Max 1.0 dB Max 1.0 dB Max
Phase Balance	2-30 MHz 30-400 MHz 400-1000 MHz 1000-2000 MHz	15° Max 5° Max 5° Max 5° Max
VSWR (All Ports)	2-30 MHz 30-400 MHz 400-1000 MHz 1000-2000 MHz	2.0:1 Max 1.3:1 Max 1.3:1 Max 1.9:1 Max

	A	B	C	D	E	F	G	H	I	J	K
DS-4-4	2.250 (57.2)	0.656 (16.7)	1.062 (27.0)	2.125 (54.0)	3.188 (8.10)	4.500 (114.3)	1.145± 0.020 (29.1±0.5)	0.562± 0.020 (14.3±0.5)	4.000 (101.6)	2.500 (63.5)	3.000 (76.1)

## Typical Performance Curves



## Ordering Information

Part Number	Package
DS-4-4 N	Connectorized
DS-4-4 BNC	Connectorized
DS-4-4 SMA	Connectorized
DS-4-4 TNC	Connectorized

## Operating Characteristics

Parameter	Absolute Maximum
Impedance	50 Ohms Nominal
Maximum Power Rating or Input Power	1.0 Watt Max
Internal Load Dissipation	0.25 Watt Max
Environmental MIL-STD-202 screening available.	

\* All specifications apply with 50 ohm source and load impedance. This product contains elements protected by United States Patent Number 3,325,587.