


**Data sheet | Item number: 858-391**

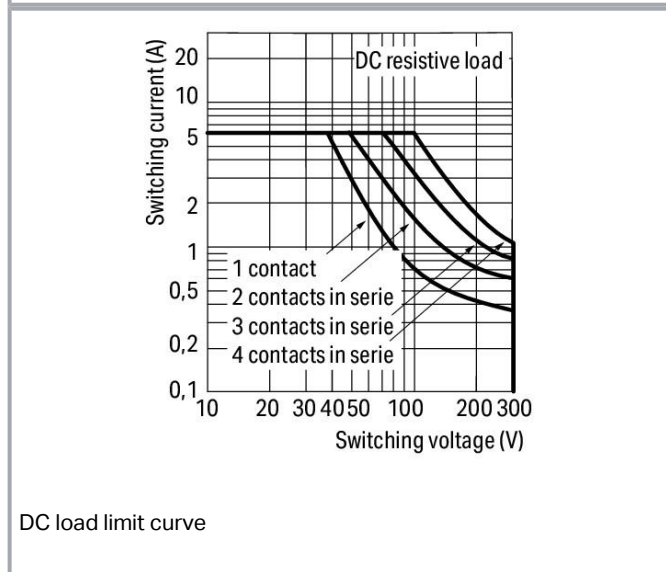
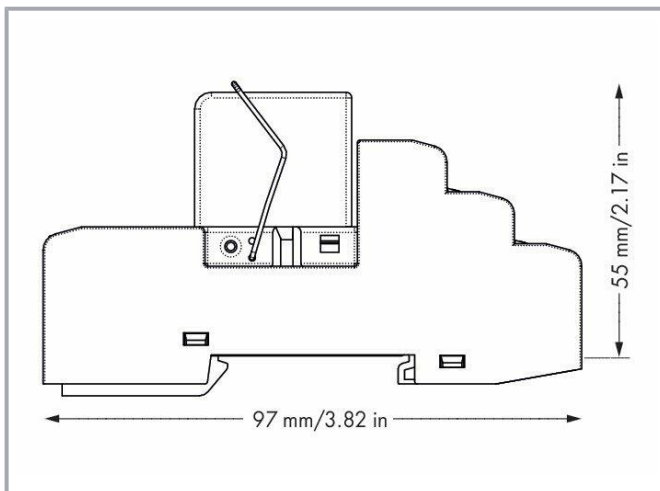
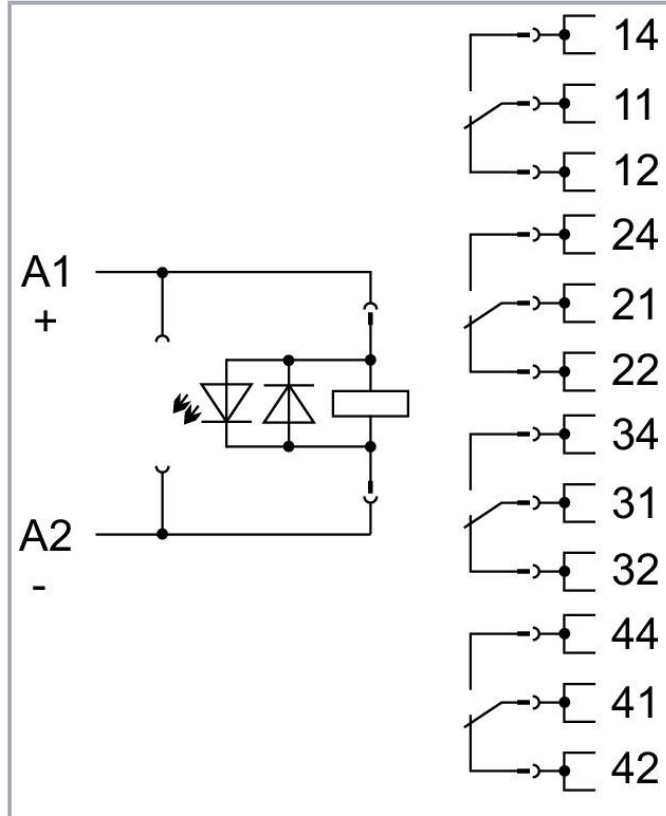
Relay module; Nominal input voltage: 220 VDC; 4 changeover contacts;  
 Limiting continuous current: 6 A; with manual operation; Red status indicator;  
 Module width: 31 mm; 1,50 mm<sup>2</sup>; gray



[www.wago.com/858-391](http://www.wago.com/858-391)



**i** Picture differs from the item.



DC load limit curve

Subject to changes. Please also observe the further product documentation!

WAGO Kontakttechnik GmbH & Co. KG  
 Hansastr. 27  
 32423 Minden  
 Phone: +49571 887-0 | Fax: +49571 887-169  
 Email: [info.de@wago.com](mailto:info.de@wago.com) | Web: [www.wago.com](http://www.wago.com)

Do you have any questions about our products?  
 We are always happy to take your call at +49 (571) 887-44222.

## Data

### Technical data

#### Control circuit

Nominal input voltage $U_N$	DC 220 V
Input voltage range	-10 ... +30 %
Nominal input current at $U_N$	4.3 mA

#### Load circuit

Number of changeover/switchover contacts	4
Contact material (relay)	AgNi 90/10
Limiting continuous current	6 A
Inrush current (resistive) (max.)	(AC) 12 A / 0.02 s
Switching voltage (max.)	AC 250 V
Switching power (resistive) (max.)	AC 1500 VA; DC (see load limit curve)
Recommended minimum load	12 V / 10 mA
Pull-in time (typ.)	15 ms
Drop-out time (typ.)	18 ms
Bounce time (typ.)	8 ms
Electrical life (NO; resistive load; 23 °C)	100 x 10 <sup>3</sup> switching operations
Mechanical life	30 x 10 <sup>6</sup> switching operations
Switching frequency with/without load (max.)	6 min <sup>-1</sup> / 60 min <sup>-1</sup>

#### Signaling

Status indicator	Red LED Mechanical
------------------	-----------------------

#### Safety and protection

Rated voltage	300 V
Rated surge voltage	2.5 kV
Pollution degree	2
Dielectric strength, control/load circuit (AC, 1 min)	2.5 kVrms
Dielectric strength, open contact (AC, 1 min)	1.2 kVrms
Dielectric strength, load/load circuit (AC, 1 min)	2 kVrms

Subject to changes. Please also observe the further product documentation!



Insulation type (control/load circuit)	Basic insulation
Insulation type (load/load circuit)	Basic insulation
Insulation type (adjacent devices)	Reinforced insulation (safe isolation)
Protection type	IP20

### Connection data

Connection technology	Push-in CAGE CLAMP®
Solid conductor	0.34 ... 1.5 mm <sup>2</sup> / 22 ... 16 AWG
Fine-stranded conductor	0.34 ... 1.5 mm <sup>2</sup> / 22 ... 16 AWG
Strip length	9 ... 10 mm / 0.35 ... 0.39 inch
Note (conductor cross-section)	2 x 0.34 ... 2 x 1.5 mm <sup>2</sup> / 1 x 2.5 mm <sup>2</sup> / 2 x 22 ... 2 x 16 AWG

### Physical data

Width	31 mm / 1.22 inch
Height	97 mm / 3.819 inch
Depth from upper edge of DIN-rail	55 mm / 2.165 inch

### Mechanical data

Mounting type	DIN-35 rail
Mounting position	horizontal (standing/lying); vertical

### Material data

Color	gray
Fire load	1.091 MJ
Weight	86.1 g

### Environmental requirements

Surrounding air temperature (operation at U <sub>N</sub> )	-40 ... 70 °C
Surrounding air (operating) temperature for UL	-40 ... 50 °C
Surrounding air temperature (storage)	-40 ... 85 °C
Processing temperature	-25 ... +50 °C
Relative humidity	5 ... 85 %
Operating altitude (max.)	2000 m

Subject to changes. Please also observe the further product documentation!

WAGO Kontakttechnik GmbH & Co. KG  
 Hansastr. 27  
 32423 Minden  
 Phone: +49571 887-0 | Fax: +49571 887-169  
 Email: [info.de@wago.com](mailto:info.de@wago.com) | Web: [www.wago.com](http://www.wago.com)

Do you have any questions about our products?  
 We are always happy to take your call at +49 (571) 887-44222.

## Standards and specifications


Standards/Specifications	EN 61010-2-201 EN 61810-1 EN 61373 UL 508 (max. 50 °C)
--------------------------	---

## Commercial data

Product Group	6 (Interface Electronics)
PU (SPU)	5 Stück
Packaging type	box
Country of origin	DE
GTIN	4055143568234
Customs tariff number	85364900990





## Approvals / Certificates

### UL-Approvals

Logo	Approval	Additional Approval Text	Certificate name
	UL UL International Netherlands B.V. (ORDINARY LOCATIONS)	UL 508	E175199 Sec.6

## Optional accessories

### Ferrule

Ferrule		
	<b>Item no.: 216-241</b> Ferrule; Sleeve for 0.5 mm <sup>2</sup> / 20 AWG; insulated; electro-tin plated; electrolytic copper; gastight crimped; acc. to DIN 46228, Part 4/09.90; white	<a href="http://www.wago.com/216-241">www.wago.com/216-241</a>
	<b>Item no.: 216-242</b> Ferrule; Sleeve for 0.75 mm <sup>2</sup> / 18 AWG; insulated; electro-tin plated; electrolytic copper; gastight crimped; acc. to DIN 46228, Part 4/09.90; gray	<a href="http://www.wago.com/216-242">www.wago.com/216-242</a>
	<b>Item no.: 216-243</b> Ferrule; Sleeve for 1 mm <sup>2</sup> / AWG 18; insulated; electro-tin plated; electrolytic copper; gastight crimped; acc. to DIN 46228, Part 4/09.90; red	<a href="http://www.wago.com/216-243">www.wago.com/216-243</a>
	<b>Item no.: 216-244</b> Ferrule; Sleeve for 1.5 mm <sup>2</sup> / AWG 16; insulated; electro-tin plated; electrolytic copper; gastight crimped; acc. to DIN 46228, Part 4/09.90; black	<a href="http://www.wago.com/216-244">www.wago.com/216-244</a>

### Jumpers

Subject to changes. Please also observe the further product documentation!

Jumper



**Item no.: 858-402**  
Jumper

[www.wago.com/858-402](http://www.wago.com/858-402)

Marking accessories

Marking strip



**Item no.: 2009-110**  
Marking strips; for Smart Printer; on reel; not stretchable; plain; snap-on type; white

[www.wago.com/2009-110](http://www.wago.com/2009-110)

Marking device



**Item no.: 210-110**  
Fiber-tip pen

[www.wago.com/210-110](http://www.wago.com/210-110)

Double marker carrier



**Item no.: 209-128**  
Adaptor; gray

[www.wago.com/209-128](http://www.wago.com/209-128)

Protective marker cover



**Item no.: 209-184**  
Protection cover; transparent

[www.wago.com/209-184](http://www.wago.com/209-184)

Marker



**Item no.: 2009-115**  
WMB-Inline; for Smart Printer; 1500 pieces on roll; stretchable 5 - 5.2 mm; plain; snap-on type; white

[www.wago.com/2009-115](http://www.wago.com/2009-115)



**Item no.: 209-183**  
Marker card; white

[www.wago.com/209-183](http://www.wago.com/209-183)



**Item no.: 793-501**  
WMB marking card; as card; not stretchable; plain; snap-on type; white

[www.wago.com/793-501](http://www.wago.com/793-501)



**Item no.: 793-502**  
WMB marking card; as card; MARKED; 1 ... 10 (10x); not stretchable; Horizontal marking; snap-on type; white [www.wago.com/793-502](http://www.wago.com/793-502)



**Item no.: 793-503**  
WMB marking card; as card; MARKED; 11 ... 20 (10x); not stretchable; Horizontal marking; snap-on type; white [www.wago.com/793-503](http://www.wago.com/793-503)




**Item no.: 793-504**  
WMB marking card; as card; MARKED; 21 ... 30 (10x); not stretchable; Horizontal marking; snap-on type; white [www.wago.com/793-504](http://www.wago.com/793-504)





**Item no.: 793-505**  
WMB marking card; as card; MARKED; 31 ... 40 (10x); not stretchable; Horizontal marking; snap-on type; white [www.wago.com/793-505](http://www.wago.com/793-505)

**Item no.: 793-506**

Subject to changes. Please also observe the further product documentation!


 WMB marking card; as card; MARKED; 41 ... 50 (10x); not stretchable; Horizontal marking; snap-on type; [www.wago.com/793-506](http://www.wago.com/793-506)  
white

 **Item no.: 793-566**  
WMB marking card; as card; MARKED; 1 ... 50 (2x); not stretchable; Horizontal marking; snap-on type; [www.wago.com/793-566](http://www.wago.com/793-566)  
white

 **Item no.: 793-5501**  
WMB marking card; as card; for terminal block width 5 - 17.5 mm; stretchable 5 - 5.2 mm; plain; snap-on type; white [www.wago.com/793-5501](http://www.wago.com/793-5501)


Group marker carrier

 **Item no.: 209-145**  
Group marker carrier; white [www.wago.com/209-145](http://www.wago.com/209-145)

 **Item no.: 249-105**  
Group marker carrier; gray [www.wago.com/249-105](http://www.wago.com/249-105)

Tool

Operating tool

 **Item no.: 210-719**  
Operating tool; Blade: 2.5 x 0.4 mm; with a partially insulated shaft [www.wago.com/210-719](http://www.wago.com/210-719)

Downloads

Documentation

Bid Text

858-391 X81 - Datei	2019. 2. 19.	xml 4.9 kB	Download
------------------------	--------------	---------------	----------

858-391 docx - Datei	2019. 2. 20.	docx 17.9 kB	Download
-------------------------	--------------	-----------------	----------

Instruction Leaflet

Stecksockel für Elementarrelais		pdf 2.6 MB	Download
---------------------------------	--	---------------	----------

Additional Information

Disposal; Electrical and electronic equipment, Packaging	V 1.0.0	pdf 265.8 kB	Download
--	---------	-----------------	----------

CAD/CAE-Data

Subject to changes. Please also observe the further product documentation!

#### CAE data

EPLAN Data Portal 858-391	<a href="#">URL</a>	<a href="#">Download</a>
WSCAD Universe 858-391	<a href="#">URL</a>	<a href="#">Download</a>
ZUKEN Portal 858-391	<a href="#">URL</a>	<a href="#">Download</a>

#### CAD data

2D/3D Models 858-391	<a href="#">URL</a>	<a href="#">Download</a>
----------------------	---------------------	--------------------------

### Environmental Product Compliance

#### Compliance Search

Environmental Product Compliance 858-391	<a href="#">URL</a>	<a href="#">Download</a>
--	---------------------	--------------------------

Relay module; Nominal input voltage: 220 VDC; 4 changeover contacts; Limiting continuous current: 6 A; with manual operation; Red status indicator; Module width: 31 mm; 1,50 mm<sup>2</sup>; gray

### Installation Notes

#### Commoning



Removing a jumper via screwdriver.

#### Marking

Subject to changes. Please also observe the further product documentation!

Data sheet | Item number: 858-391

[www.wago.com/858-391](http://www.wago.com/858-391)



Marking using WMB Multi markers and group marker carriers.

Subject to changes. Please also observe the further product documentation!

---

WAGO Kontakttechnik GmbH & Co. KG  
Hansastr. 27  
32423 Minden  
Phone: +49571 887-0 | Fax: +49571 887-169  
Email: [info.de@wago.com](mailto:info.de@wago.com) | Web: [www.wago.com](http://www.wago.com)

Do you have any questions about our products?  
We are always happy to take your call at +49 (571) 887-44222.