
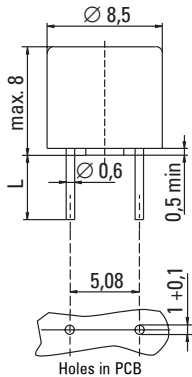


# No. 370 / TR5®



### Dimensions (mm)



Long Leads (L=18.8mm)  
Short Leads (L=4.3mm)

## IEC 60127-3/III, 250 V, F

### Time-Current Characteristic

Quick Acting (F)

### Standard

IEC 60127-3/III

### Approvals

- VDE
- SEMKO
- cULus Recognized
- METI
- CCC

### Features

- Reduced PCB space requirements
- Direct solderable or plug-in versions
- Internationally approved
- Low internal resistance
- Shocksafe casing
- Vibration resistant
- Halogen free

### WebLinks

Further infos see:  
[www.wickmanngroup.com](http://www.wickmanngroup.com)

Further application infos see  
**Fuseology:**

[www.wickmanngroup.com/download/fuseology.pdf](http://www.wickmanngroup.com/download/fuseology.pdf)



## Specifications

### Packaging

- 000: Tape/Ampopack (1000 pcs.)
- 041: Short Leads - Bulk (1000 pcs.)

### Materials

- Base/Cap: Brown Thermoplastic  
Polyamide PA 6.6, UL 94 V0
- Round Pins: Copper, Sn plated

### Operating Temperature

-40 °C to +85 °C (consider de-rating)

### Climatic Category

-40 °C/+85 °C/21 days  
(IEC 60068-1,-2-1,-2-2,-2-78)

### Stock Conditions

+10 °C to +60 °C  
relative humidity ≤ 75 % yearly average,  
without dew, maximum value for 30 days-95 %

### Vibration Resistance

- 24 cycles at 15 min. each (EN 60068-6)
- 10 - 60 Hz at 0.75 mm amplitude
- 60 - 2000 Hz at 10 g acceleration

### Lead Pull Strength

10 N (EN 60068-2-21)

### Solderability

- 260 °C, ≤ 3 s (Wave)
- 350 °C, ≤ 3 s (Soldering iron)

### Soldering Heat Resistance

260 °C, 10 s (IEC 60068-2-20)

### Marking

Ⓜ, 370, 250 V, F, Current Rating, Approvals

### Unit Weight

0.77 g (approx.)

### Limits for Pre-arcing Time

Rated Current	1.5 x I <sub>N</sub>	2.1 x I <sub>N</sub>	2.75 x I <sub>N</sub>	4 x I <sub>N</sub>	10 x I <sub>N</sub>
40 mA ... 6.30 A	> 1h	< 30 min	10 ms ... 3 s	3 ms ... 300 ms	< 20 ms



### Permissible continuous operating current is ≤ 100 % at ambient temperature of 23 °C (73.4 °F).

Rated Current	Amp Code	Voltage Rating	Breaking Capacity	Voltage Drop 1.0 x I <sub>N</sub> Ⓜ max. (mV)	Power Dissipation 1.5 x I <sub>N</sub> Ⓜ max. (mW)	Melting Integral 10 x I <sub>N</sub> Ⓜ max. (A <sup>2</sup> s)	Approvals				
							VDE	SEMKO	cURus	METI-T-Mark	CCC
40mA	0040	250V		900	100	0.0002					
50mA	0050	250V		320	80	0.00035	•	•	•	•	
63mA	0063	250V		350	100	0.0005	•	•	•	•	
80mA	0080	250V		370	120	0.0014	•	•	•	•	
100mA	0100	250V		600	130	0.0038	•	•	•	•	
125mA	0125	250V		550	172	0.0066	•	•	•	•	
160mA	0160	250V		500	165	0.014	•	•	•	•	
200mA	0200	250V		465	190	0.03	•	•	•	•	
250mA	0250	250V		400	250	0.051	•	•	•	•	
315mA	0315	250V	35 A / 250 V AC <sup>1</sup> 50-60Hz cos φ = 1.0	380	250	0.1	•	•	•	•	
400mA	0400	250V		120	135	0.025	•	•	•	•	
500mA	0500	250V		120	155	0.042	•	•	•	•	
630mA	0630	250V		115	200	0.076	•	•	•	•	
800mA	0800	250V		120	310	0.12	•	•	•	•	
1.00A	1100	250V		110	310	0.2	•	•	•	•	
1.25A	1125	250V		100	360	0.31	•	•	•	•	
1.60A	1160	250V		100	600	0.53	•	•	•	•	
2.00A	1200	250V		85	500	0.98	•	•	•	•	
2.50A	1250	250V		80	660	1.8	•	•	•	•	
3.15A	1315	250V		90	950	3.1	•	•	•	•	
4.00A	1400	250V		80	920	6.7	•	•	•	•	
5.00A	1500	250V	40 A / 250 V AC	80	1000	12.00	•	•	•	•	
6.30A*	1630	250V	50 A / 250 V AC	70	1200	24.00	G	•	•	•	

<sup>1</sup> Per UL, approved breaking capacity is 50 A at 250 V.

\* Conducting path min. 0.2 mm<sup>2</sup>

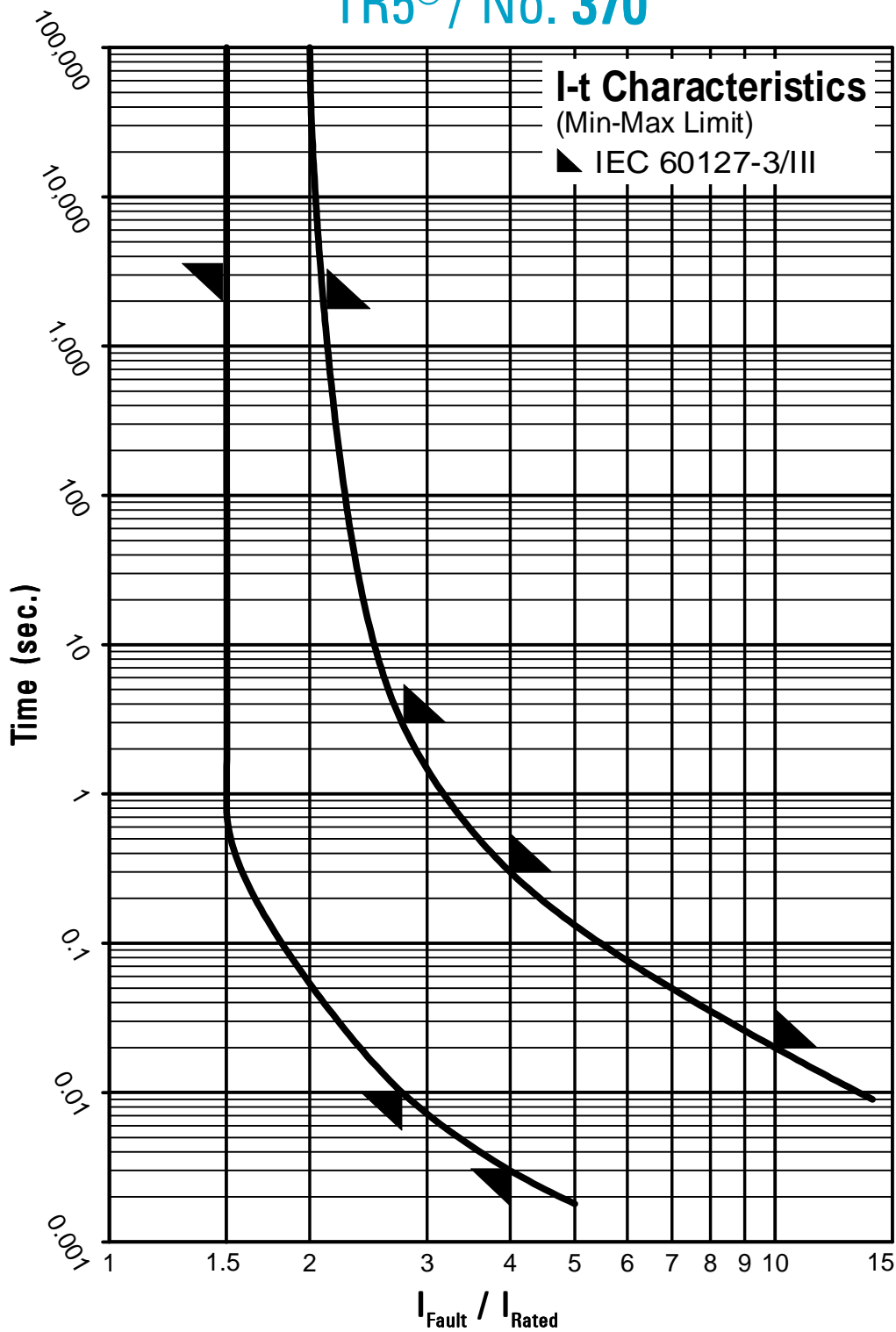
G = Expert Report

### Order Information

Qty.	Order-Number	Series	Amp Code	Packaging
		370		

Specifications are subject to change without notice

## TR5® / No. 370



Contact WICKMANN for individual I-t curves