

**Fig. 1**

- Series 350, 360, 370 & 380 single row Header strips come with various styles (pin, slotted head, turret and solder cup) with pluggable solder tails.

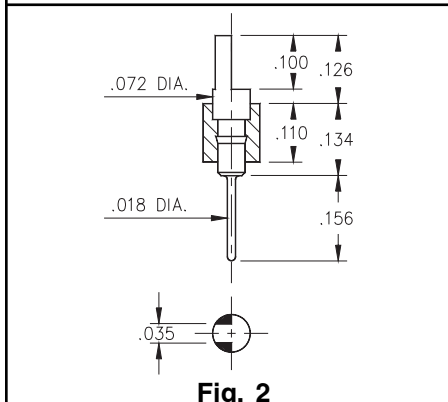
350...001 uses pin #0290  
360...001 uses pin #0282  
370...001 uses pin #0700  
380...001 uses pin #8000  
See pages 182 & 183 for details.

- Insulators are high temp. thermoplastic.

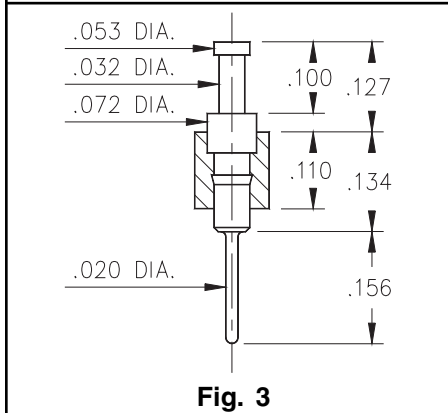


### Ordering Information

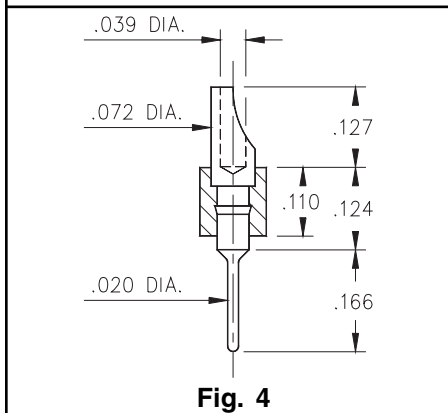
<b>Fig. 1</b>	<b>Series 350...001 .025 Pin / .018 Solder Tail</b>
	350-XX-1__-00-001000 Specify # of pins → 01-64
<b>Fig. 2</b>	<b>Series 360...001 Slotted Head / Solder Tail</b>
	360-XX-1__-00-001000 Specify # of pins → 01-64
<b>Fig. 3</b>	<b>Series 370...001 Turret / Solder Tail</b>
	370-XX-1__-00-001000 Specify # of pins → 01-64
<b>Fig. 4</b>	<b>Series 380...001 Solder Cup / Solder Tail</b>
	380-XX-1__-00-001000 Specify # of pins → 01-64



**Fig. 2**



**Fig. 3**



**Fig. 4**

For Electrical, Mechanical & Environmental Data, See pg. 4

XX=Plating Code See Below

For RoHS compliance select  $\diamond$  plating code.

SPECIFY PLATING CODE XX=	10 $\diamond$	90	40 $\diamond$	
Pin Plating	10 $\mu$ " Au	200 $\mu$ " Sn/Pb	200 $\mu$ " Sn	