

PLEASE CHECK WWW.MOLEX.COM FOR LATEST PART INFORMATION

Part Number:

0738002000

Status:

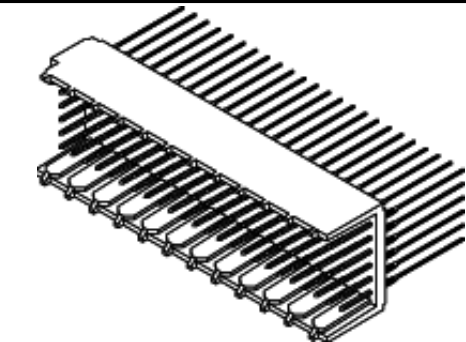
Active

Overview:

[hdm](#)

Description:

2.00mm (.079") Pitch HDM® Board-to-Board Midplane Header, Vertical, SMC, Press-Fit, Long Pin, Open End Option, 72 Circuits



Series  
image - Reference only

Documents:

[Drawing \(PDF\)](#)

[Product Specification PS-73780-999 \(PDF\)](#)

[RoHS Certificate of Compliance \(PDF\)](#)

General	
Product Family	Backplane Connectors
Series	<a href="#">73800</a>
Application	Midplane
Component Type	PCB Header
Overview	<a href="#">hdm</a>
Product Name	HDM®
Style	N/A
Physical	
Circuits (Loaded)	72
Circuits (maximum)	72
Color - Resin	Black, Natural
Durability (mating cycles max)	250
First Mate / Last Break	No
Guide to Mating Part	No
Keying to Mating Part	None
Material - Plating Mating	Gold
Material - Plating Termination	Tin-Lead
Material - Resin	High Temperature Thermoplastic
Number of Columns	12
Number of Pairs	Open Pin Field
Number of Rows	6
Orientation	Vertical
PC Tail Length (in)	0.453 In
PC Tail Length (mm)	11.50 mm
PCB Locator	No
PCB Retention	Yes
PCB Thickness Recommended (in)	0.156 In
PCB Thickness Recommended (mm)	3.95 mm
Packaging Type	Tube
Pitch - Mating Interface (in)	0.079 In
Pitch - Mating Interface (mm)	2.00 mm
Pitch - Term. Interface (in)	0.079 In
Pitch - Term. Interface (mm)	2.00 mm
Plating min: Mating (µin)	30
Plating min: Mating (µm)	0.75
Plating min: Termination (µin)	35.2
Plating min: Termination (µm)	0.88
Polarized to PCB	No
Stackable	No
Surface Mount Compatible (SMC)	Yes
Temperature Range - Operating	-55°C to +105°C

Electrical	
Current - Maximum per Contact	1A

EU RoHS

China RoHS

Compliance Status

Not Reviewed

REACH SVHC

Not Reviewed

Halogen-Free

Status

Not Reviewed

Need more information on product environmental compliance?

Email [productcompliance@molex.com](mailto:productcompliance@molex.com)

For a multiple part number RoHS Certificate of Compliance, [click here](#)

Please visit the [Contact Us](#) section for any non-product compliance questions.

Search Parts in this Series

[73800Series](#)

Mates With

[73632](#) HDM PLUS® Board-to-Board Daughtercard Receptacle. [73780](#) HDM® Board-to-Board Daughtercard Receptacle

Application Tooling | FAQ

Tooling specifications and manuals are found by selecting the products below. Crimp Height Specifications are then contained in the Application Tooling Specification document.

Global

Description	Product #
Flat Rock Tooling for Pneumatic Press	<a href="#">0622013700</a>

Data Rate	1.0 Gbps
Real Signals (per 25mm)	75
Shielded	No
Voltage - Maximum	250V AC

**Material Info**

**Reference - Drawing Numbers**

Packaging Specification	PK-70873-0868
Product Specification	PS-73780-999
Sales Drawing	SD-73800-001

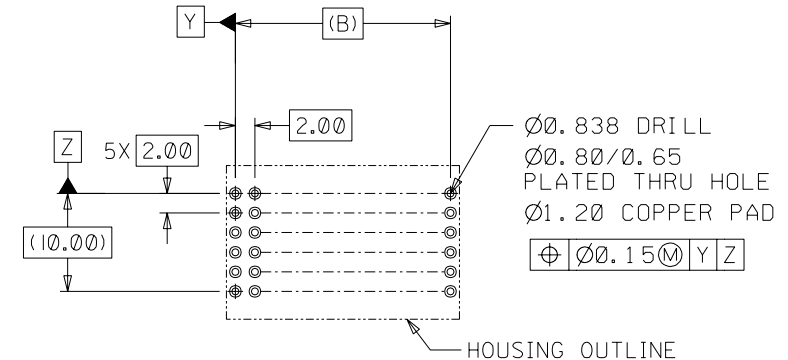
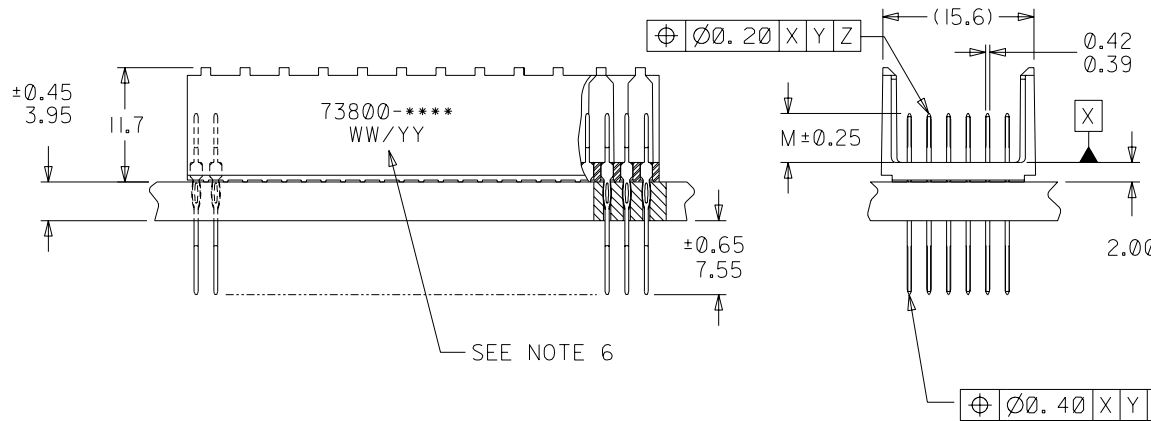
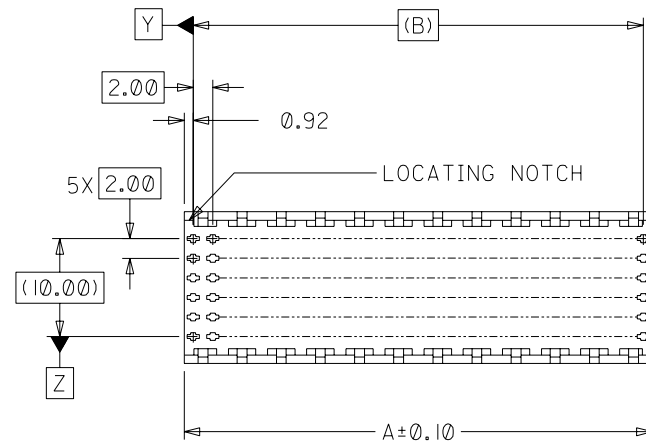
HDM and High Density Metric are trademarks of Amphenol Corporation

This document was generated on 05/14/2010

**PLEASE CHECK [WWW.MOLEX.COM](http://WWW.MOLEX.COM) FOR LATEST PART INFORMATION**

# NOTES:

1. MATERIALS: HOUSING - LIQUID CRYSTAL POLYMER (LCP), GLASS-FILLED, UL94V-0, COLOR: BLACK, TERMINAL - PHOSPHOR BRONZE.
2. FINISHES: SELECTIVE GOLD (Au) IN CONTACT AREA, 0.00076mm MINIMUM THICKNESS; NICKEL (Ni) AND GOLD FLASH OVERALL SELECTIVE GOLD (Au) IN CONTACT AREA, 0.00076mm MINIMUM THICKNESS; SELECTIVE TIN/LEAD (Sn/Pb) IN COMPLIANT AREA, NICKEL (Ni) OVERALL.
3. THIS PART CONFORMS TO MOLEX PRODUCT SPECIFICATION PS-73780-999.
4. FOR MIXED CONTACT MATING LENGTHS, CONSULT FACTORY FOR AVAILABILITY.
5. PACKAGE PER PK-70873-0868.
6. PARTS MARKED WITH PART NUMBER AND DATE CODE, ON EITHER SIDE, APPROXIMATELY WHERE SHOWN.



PCB LAYOUT: COMPONENT SIDE  
RECOMMENDED PCB THICKNESS: 3.95±0.45

MATERIAL NUMBER	NUMBER OF CONTACTS	DIM "A"	DIM "B"	DIM "M"	PLATING
73800-0000	72	23.84	22.00	5.00	GOLD/GOLD FLASH
73800-0200	72	23.84	22.00	6.00	GOLD/GOLD FLASH
73800-1000	144	47.84	46.00	5.00	GOLD/GOLD FLASH
73800-1200	144	47.84	46.00	6.00	GOLD/GOLD FLASH
73800-2000	72	23.84	22.00	5.00	GOLD/TIN-LEAD
73800-2200	72	23.84	22.00	6.00	GOLD/TIN-LEAD
73800-3000	144	47.84	46.00	5.00	GOLD/TIN-LEAD
73800-3200	144	47.84	46.00	6.00	GOLD/TIN-LEAD

REVISED  
EC NO: UCP2004-1438  
DRWN: BINGHAM 04/02/04  
CHK: REED 04/02/04  
APPR: BIXLER 04/02/04  
H

DESCRIPTION  
MAJOR  
CRITICAL  
REV

QUALITY SYMBOLS  
GENERAL TOLERANCES: (UNLESS SPECIFIED)  
4 PLACES ±0. mm ±. INCH  
3 PLACES ±0. mm ±. INCH  
2 PLACES ±0.05 mm ±. INCH  
1 PLACE ±0.10 mm ±. INCH  
ANGULAR: ± 1/2°  
DRAFT WHERE APPLICABLE MUST REMAIN WITHIN DIMENSIONS

SCALE 2 : 1  
DESIGN UNITS  
THIRD ANGLE PROJECTION  
DRAWN BY & DATE  
JBINGHAM 97/05/16  
CHECKED BY & DATE  
SREED 97/05/16  
APPROVED BY & DATE  
CBIXLER 97/05/16  
CAD FILENAME  
S73800X1.DGN

TITLE: SALES ASSEMBLY  
HDM DOUBLE-END MIDPLANE  
OPEN END OPTION  
MOLEX INCORPORATED  
MATERIAL NO. SEE CHART  
DRAWING NO. SD-73800-001  
SHEET NO. 1 OF 1  
SIZE B