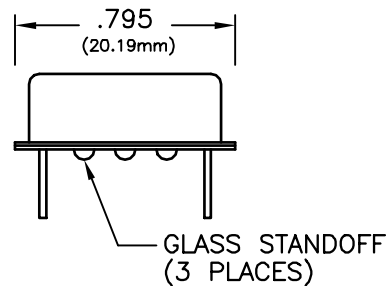
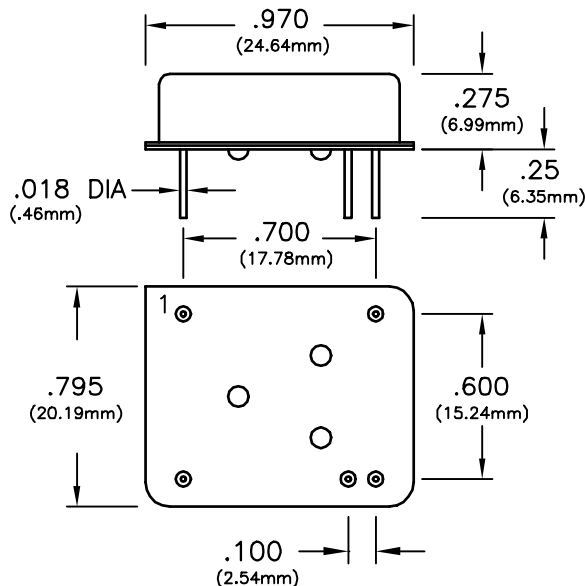


**16 PIN DIP ECL**

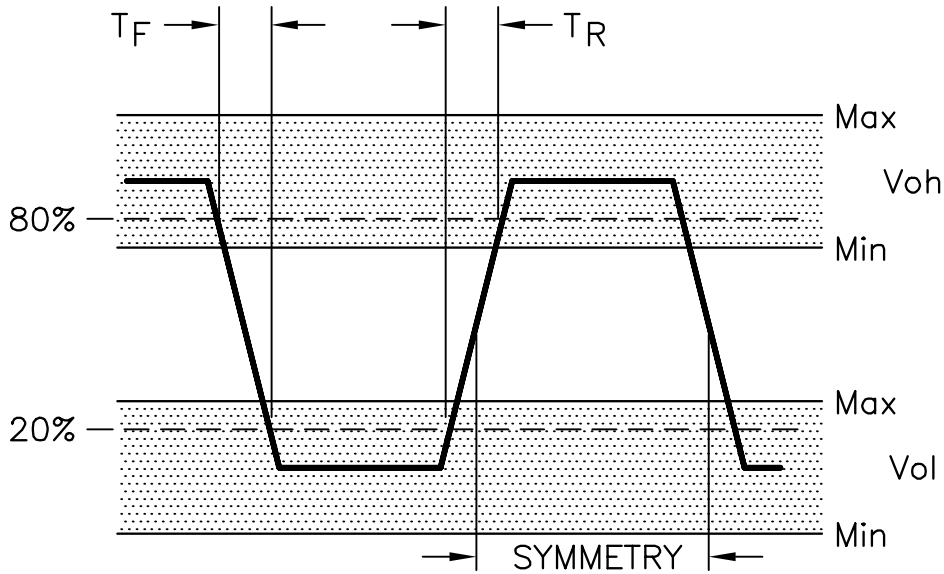
SPECIFICATIONS	GA71-53*	GA73-53*
Frequency Range	120 to 135 MHz 144 to 168 MHz 174 to 205 MHz 232 to 270 MHz 288 to 336 MHz 348 to 410 MHz 464 to 540 MHz 576 to 672 MHz	
Frequency Stability	±100ppm	
Temperature Range	0°C to +70°C	
Waveform	ECL Squarewave, 100K and 10K Compatible	
Output	Voltage Voh	-1.00 Minimum, -0.50 Maximum
	Vol	-2.10 Minimum, -1.60 Maximum
	Duty Cycle	50/50 ±5% Typical, ±10% Maximum
	Rise/Fall Time	750pS Maximum
	Output terminated into 50 ohms to -2Vdc	
Supply Voltage	-5.2Vdc ±5%	-5.0Vdc ±5%
Supply Current	100mA Maximum	
Package	All metal, hermetically sealed, welded package	
Options * - add suffix to model no.	1 Pin 1: Vee Pin 10: Complementary Output	2 Pin 1: Enable/Disable Enable: Low Level (Vih) Disable: High Level (Vih) Pin 10: Complementary Output Pin 10 Disables to low state (Vol) Pin 9 Disables to high state (Voh)



PIN	CONNECTION
1	(SEE OPTIONS)
8	Vee
9	OUTPUT
10	COMPLEMENTARY OUTPUT
16	Vcc (CASE GROUND)

**OSCILLATORS**

OUTPUT WAVEFORM



TEST CIRCUIT

