

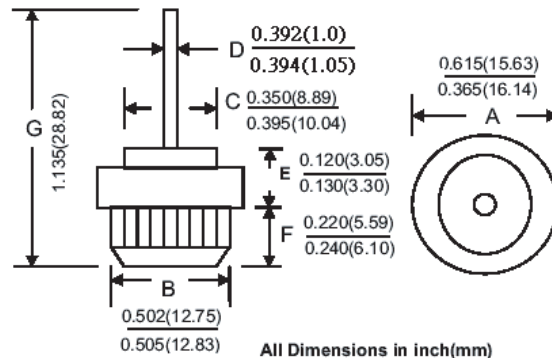
PFR3501 ~ 3506 N/ P

DESCRIPTION



PRESS-FIT

MECHANICAL DIMENSIONS



Features

- Low Cost
- Super Cool
- Long life Features
- High Current Capability

NOTE:

- 1.PFR350XP Positive (Forward), (+)
Cathode To Case,Color Code Red
- 2.PFR350XN Negative(Reverse),(-):
Anode To Case, Color Code Black

Electrical Characteristics@25C	Symbol	PFR3501P PFR3501N	PFR3502P PFR3502N	PFR3504P PFR3504N	PFR3506P PFR3506N	Unit
Average Forward Current, I _o at T _c =150C 60HZ, Resistive Or Inductive Load	I _F	35				A(DC)
Peak Reverse Voltage, Repetitive:VRRM	VRRM	100	200	400	600	V(DC)
DC Reverse Voltage, VR	V(DC)	100	200	400	600	
Maximum RMS Voltage	VRMS	70	140	280	420	
Max. Inst Forward Voltage Drop. VF at 80Amp	VF	1.15				V
Peak Forward Surge Current, IFM(surge): 8.3ms. Single Half Sine-Wave Superimposed On Rated Load (JEDEC method)	IFSM	400				A
Maximum Reverse Current IR At Rated DC Reverse Voltage. TC= 25C	IR	10				uA
Maximum Reverse Current IR At Rated DC Reverse Voltage. TC=100C	IR	500				uA
Maximum Thermal Resistance, Junction To Case (single side cooled)	R _{θJA}	1.2				C/W
Operating And Storage Temperature Range	T _j ; T _{strg}	-65 to +175				C

RATINGS AND CHARACTERISTIC CURVES PFR3501 THRU 3506

FIG.1 - FORWARD CURRENT DERATING CURVE

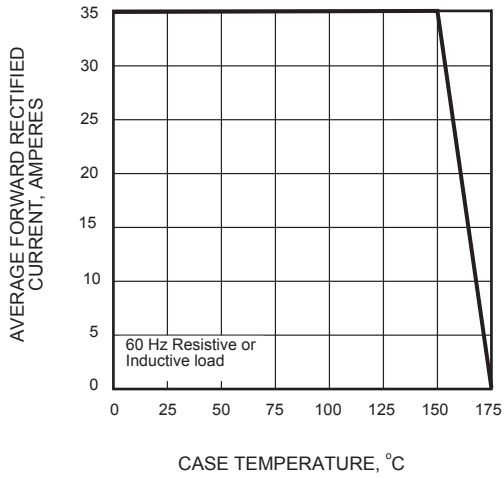


FIG.2 - MAXIMUM NON-REPETITIVE PEAK FORWARD SURGE CURRENT

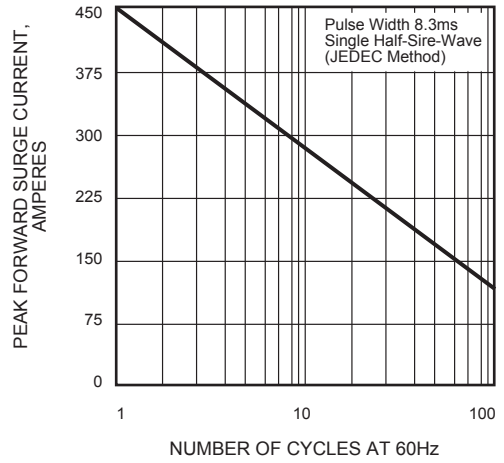


FIG.3 - TYPICAL INSTANTANEOUS FORWARD CHARACTERISTICS

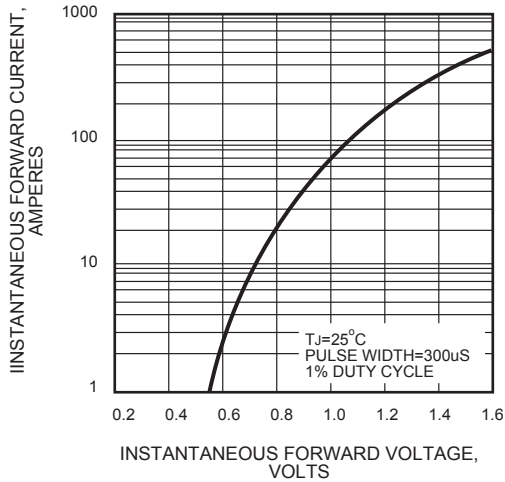


FIG.4 - TYPICAL REVERSE CHARACTERISTICS

