

# Marshalling patchboard - FTMC 1,5 /4-3-NS



3001960

<https://www.phoenixcontact.com/us/products/3001960>

Please be informed that the data shown in this PDF document is generated from our Online Catalog. Please find the complete data in the user documentation. Our General Terms of Use for Downloads are valid.

---



Marshalling patchboard, without actuation lever, nom. voltage: 500 V, nominal current: 10 A, connection method: Push-in connection, Rated cross section: 1.5 mm<sup>2</sup>, cross section: 0.14 mm<sup>2</sup> - 2.5 mm<sup>2</sup>, mounting: NS 35/7,5, NS 35/15, color: gray

---

## Your advantages

- Individual setup thanks to modular principle
- Tool-free wiring in a confined space thanks to compact size
- Color configuration possible according to VDE 0812, VDE 0815, DIN 47100 or unlimited.
- Individual color assignment of cable and terminal point to ensure error-free, safe operation
- For mounting on a DIN rail
- High contact quality thanks to push-in technology as a replacement for Wire-Wrap®, TERMI-POINT®, etc.

# Marshalling patchboard - FTMC 1,5 /4-3-NS



3001960

<https://www.phoenixcontact.com/us/products/3001960>

## Commercial Data

Item number	3001960
Packing unit	1 pc
Minimum order quantity	1 pc
Note	Made to Order (non-returnable)
Product Key	BE6212
Catalog Page	Page 68 (C-1-2019)
Weight per Piece (including packing)	9.99 g
Weight per Piece (excluding packing)	9.99 g
Customs tariff number	85369010
Country of origin	PL

# Marshalling patchboard - FTMC 1,5 /4-3-NS



3001960

<https://www.phoenixcontact.com/us/products/3001960>

## Technical Data

### Product properties

Product type	Marshalling terminal
Number of positions	4
Number of connections	24
Number of rows	1

### Insulation characteristics

Overvoltage category	III
----------------------	-----

### Electrical properties

Maximum power dissipation for nominal condition	0.56 W
---	--------

### Connection data

Number of connections per level	24
Nominal cross section	1.5 mm <sup>2</sup>

#### Level 1

Stripping length	8 mm ... 10 mm
Conductor cross section solid	0.14 mm <sup>2</sup> ... 2.5 mm <sup>2</sup>
Cross section AWG	26 ... 14
Conductor cross section flexible	0.14 mm <sup>2</sup> ... 1.5 mm <sup>2</sup>
Conductor cross section, flexible [AWG]	26 ... 14
Flexible conductor cross section flexible (ferrule, w/o plastic sleeve)	0.14 mm <sup>2</sup> ... 1.5 mm <sup>2</sup>
Flexible conductor cross section (ferrule with plastic sleeve)	0.14 mm <sup>2</sup> ... 1.5 mm <sup>2</sup>
Nominal current	10 A
Maximum load current	22 A
Nominal voltage	500 V
Nominal cross section	1.5 mm <sup>2</sup>

#### Level 1 Connection cross sections directly pluggable

Conductor cross section solid	0.34 mm <sup>2</sup> ... 2.5 mm <sup>2</sup>
Conductor cross section, solid [AWG]	20 ... 12
Conductor cross section flexible	0.34 mm <sup>2</sup> ... 1.5 mm <sup>2</sup>
Conductor cross section, flexible [AWG]	14
Flexible conductor cross section flexible (ferrule, w/o plastic sleeve)	0.34 mm <sup>2</sup> ... 1.5 mm <sup>2</sup>
Flexible conductor cross section (ferrule with plastic sleeve)	0.34 mm <sup>2</sup> ... 1.5 mm <sup>2</sup>

### Dimensions

Width	variable
Height NS 35/15	70.3 mm
Height NS 35/7,5	62.8 mm

# Marshalling patchboard - FTMC 1,5 /4-3-NS



3001960

<https://www.phoenixcontact.com/us/products/3001960>

Length	63 mm
--------	-------

## Material specifications

Color	gray
Flammability rating according to UL 94	V0
Insulating material group	I
Insulating material	PA

## Mechanical properties

### Mechanical data

Open side panel	No
-----------------	----

## Environmental and real-life conditions

### Ambient conditions

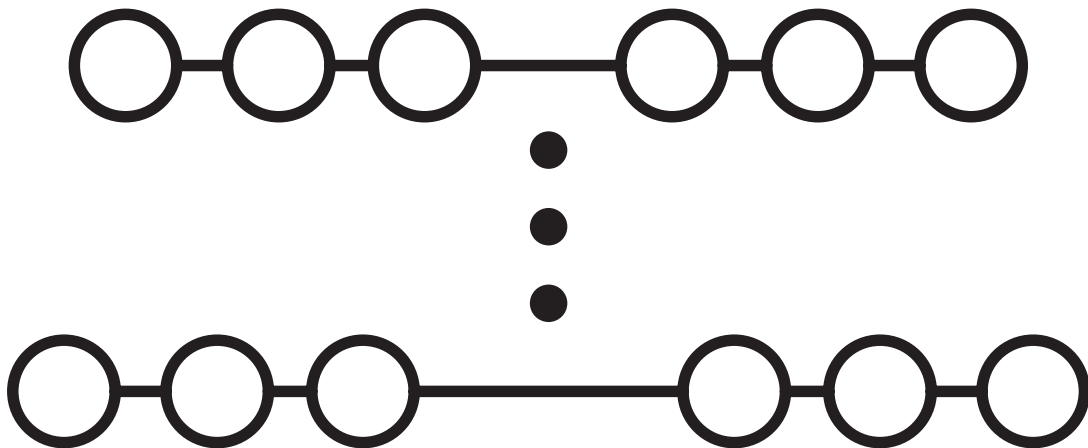
Ambient temperature (operation)	-60 °C ... 85 °C
Ambient temperature (storage/transport)	-25 °C ... 55 °C (for a short time, not exceeding 24 h, -60 °C to +70 °C)
Ambient temperature (assembly)	-5 °C ... 70 °C
Ambient temperature (actuation)	-5 °C ... 70 °C
Permissible humidity (storage/transport)	30 % ... 70 %

## Mounting

Mounting type	NS 35/7,5
	NS 35/15

## Drawings

Circuit diagram




# Marshalling patchboard - FTMC 1,5 /4-3-NS




3001960

<https://www.phoenixcontact.com/us/products/3001960>

## Approvals

 <b>CSA</b> Approval ID: 13631				
	Nominal Voltage $U_N$	Nominal Current $I_N$	Cross Section AWG	Cross Section $\text{mm}^2$
Use group B	300 V	10 A	24 - 16	-
Use group C	300 V	10 A	24 - 16	-
Use group D	300 V	10 A	24 - 16	-

 <b>EAC</b> Approval ID: RU C-DE.BL08.B.00682				
---	--	--	--	--

 <b>cULus Recognized</b> Approval ID: E60425				
	Nominal Voltage $U_N$	Nominal Current $I_N$	Cross Section AWG	Cross Section $\text{mm}^2$
Use group B	300 V	10 A	24 - 16	-
Use group C	300 V	10 A	24 - 16	-

# Marshalling patchboard - FTMC 1,5 /4-3-NS



3001960

<https://www.phoenixcontact.com/us/products/3001960>

## Classifications

### ECLASS

ECLASS-9.0	27141120
ECLASS-10.0.1	27141120
ECLASS-11.0	27141120

### ETIM

ETIM 8.0	EC000897
----------	----------

### UNSPSC

UNSPSC 21.0	39121400
-------------	----------

# Marshalling patchboard - FTMC 1,5 /4-3-NS



3001960

<https://www.phoenixcontact.com/us/products/3001960>

## Environmental Product Compliance

China RoHS	Environmentally friendly use period: unlimited = EFUP-e
	No hazardous substances above threshold values

# Marshalling patchboard - FTMC 1,5 /4-3-NS



3001960

<https://www.phoenixcontact.com/us/products/3001960>

## Accessories

### Screwdriver

Screwdriver - SZF 0-0,4X2,5 - 1204504

<https://www.phoenixcontact.com/us/products/1204504>



Actuation tool, for ST terminal blocks, also suitable for use as a bladed screwdriver, size: 0.4 x 2.5 x 75 mm, 2-component grip, with non-slip grip

---

### Test plugs

Test plugs - MPS-MT - 0201744

<https://www.phoenixcontact.com/us/products/0201744>



Test plugs, with solder connection up to 1 mm<sup>2</sup> conductor cross section, color: gray

# Marshalling patchboard - FTMC 1,5 /4-3-NS



3001960

<https://www.phoenixcontact.com/us/products/3001960>

## Actuation tool

Actuation tool - ST-BW 0 - 1200135

<https://www.phoenixcontact.com/us/products/1200135>

Actuation tool, for all 1.5 mm<sup>2</sup> spring cages from PT 1,5/S and FT 1,5/S



---

## Insulating sleeve

Insulating sleeve - MPS-IH WH - 0201663

<https://www.phoenixcontact.com/us/products/0201663>

Insulating sleeve, color: white



# Marshalling patchboard - FTMC 1,5 /4-3-NS

3001960

<https://www.phoenixcontact.com/us/products/3001960>



## Reducing plug

Reducing plug - RPS - 0201647

<https://www.phoenixcontact.com/us/products/0201647>



Reducing plug, color: gray

---

## Insulating sleeve

Insulating sleeve - MPS-IH RD - 0201676

<https://www.phoenixcontact.com/us/products/0201676>



Insulating sleeve, color: red

# Marshalling patchboard - FTMC 1,5 /4-3-NS

3001960


<https://www.phoenixcontact.com/us/products/3001960>

## Insulating sleeve

Insulating sleeve - MPS-IH BU - 0201689

<https://www.phoenixcontact.com/us/products/0201689>

Insulating sleeve, color: blue



---

## Insulating sleeve

Insulating sleeve - MPS-IH YE - 0201692

<https://www.phoenixcontact.com/us/products/0201692>

Insulating sleeve, color: yellow



# Marshalling patchboard - FTMC 1,5 /4-3-NS

3001960

<https://www.phoenixcontact.com/us/products/3001960>

## Insulating sleeve

Insulating sleeve - MPS-IH GN - 0201702

<https://www.phoenixcontact.com/us/products/0201702>

Insulating sleeve, color: green



---

## Insulating sleeve

Insulating sleeve - MPS-IH GY - 0201728

<https://www.phoenixcontact.com/us/products/0201728>

Insulating sleeve, color: gray



# Marshalling patchboard - FTMC 1,5 /4-3-NS

3001960

<https://www.phoenixcontact.com/us/products/3001960>



## Insulating sleeve

Insulating sleeve - MPS-IH BK - 0201731

<https://www.phoenixcontact.com/us/products/0201731>

Insulating sleeve, color: black



---

Phoenix Contact 2022 © - all rights reserved

<https://www.phoenixcontact.com>

Phoenix Contact USA  
586 Fulling Mill Road  
Middletown, PA 17057, United States  
(+717) 944-1300  
[info@phoenixcon.com](mailto:info@phoenixcon.com)