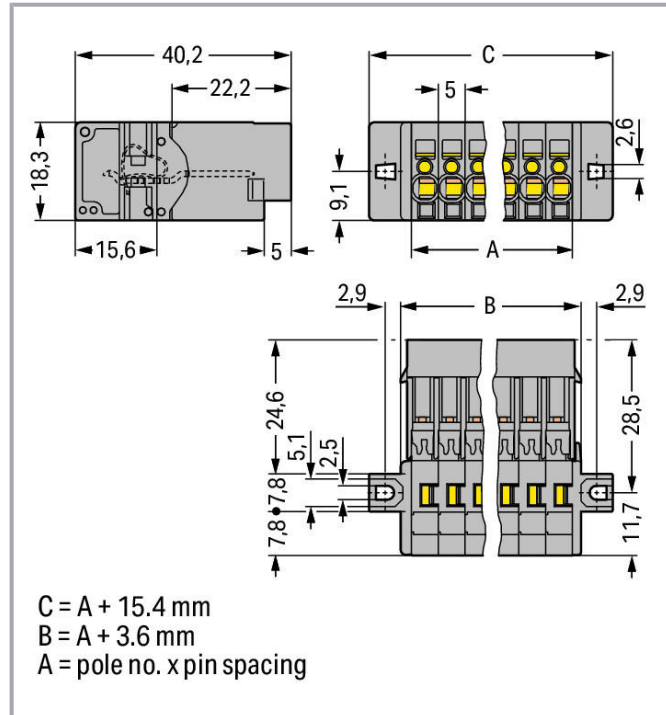



## Data sheet | Item number: 769-602/002-000

1-conductor male connector; CAGE CLAMP®; 4 mm<sup>2</sup>; Pin spacing 5 mm; 2-pole; clamping collar; 4,00 mm<sup>2</sup>; gray



[www.wago.com/769-602/002-000](http://www.wago.com/769-602/002-000)



### Data

#### Electrical data

#### Ratings per IEC/EN

Nominal voltage (III/3)	500 V
Rated surge voltage (III/3)	6 kV
Rated current	32 A
Legend (ratings)	(III / 3) ≙ Overvoltage category III / Pollution degree 3

#### Connection data

Total number of connection points	2
Total number of potentials	2

Subject to changes. Please also observe the further product documentation!

WAGO GmbH & Co. KG  
Hansastr. 27  
32423 Minden  
Phone: +49571 887-0 | Fax: +49571 887-169  
Email: [info.de@wago.com](mailto:info.de@wago.com) | Web: [www.wago.com](http://www.wago.com)

Do you have any questions about our products?  
We are always happy to take your call at +49 (571) 887-44222.

## Connection 1

Connection technology	CAGE CLAMP®
Actuation type	Operating tool
Connectable conductor materials	Copper
Nominal cross-section	4 mm <sup>2</sup>
Solid conductor	0.08 ... 4 mm <sup>2</sup> / 28 ... 12 AWG
Fine-stranded conductor	0.08 ... 4 mm <sup>2</sup> / 28 ... 12 AWG
Strip length	8 ... 9 mm / 0.31 ... 0.35 inch
Pole No.	2
Wiring direction	Front-entry wiring

## Physical data

Pin spacing	5 mm / 0.197 inch
Width	25.4 mm / 1 inch
Height from the surface	18.3 mm / 0.72 inch
Depth	40.2 mm / 1.583 inch

## Mechanical data

Variable coding	Ja
Mounting type	Mounting flange

## Plug-in connection

Contact type (pluggable connector)	Male connector/plug
Connector (connection type)	for conductor

## Material data

Note on material data	Information on material data can be found here
Color	gray
Insulation material	Polyamide (PA66)
Flammability class per UL94	V0
Fire load	0.178 MJ
Weight	7.9 g

## Commercial data






Product Group	18 (X-COM-System)
---------------	-------------------

Subject to changes. Please also observe the further product documentation!

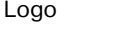
PU (SPU)	100 Stück
Packaging type	box
Country of origin	PL
GTIN	4044918520690
Customs tariff number	85366990990

## Approvals / Certificates


### Country specific Approvals

Logo	Approval	Additional Approval Text	Certificate name
	CCA DEKRA Certification B.V.	EN 60947	NTR NL-7626
	CCA DEKRA Certification B.V.	EN 61984	2190419.02
	CCA DEKRA Certification B.V.	IEC 61984	NL-47799/A1
	CSA DEKRA Certification B.V.	C22.2 No. 158	1101144
	KEMA/KEUR DEKRA Certification B.V.	EN 60947	2190419.01

### Ship Approvals

Logo	Approval	Additional Approval Text	Certificate name
	DNV GL Det Norske Veritas, Germanischer Lloyd	-	TAE00001V2

### UL-Approvals

Logo	Approval	Additional Approval Text	Certificate name
	UR Underwriters Laboratories Inc.	UL 1977	E45171

Subject to changes. Please also observe the further product documentation!



UR  
Underwriters Laboratories Inc.

UL 1059

E45172

## Optional accessories

### Insulation stop

Insulation stop



**Item no.: 769-470**  
Insulation stop; 0.08 - 0.2 mm<sup>2</sup> "s" (0.14 mm<sup>2</sup> "f-st"); 5 pieces/strip; white

[www.wago.com/769-470](http://www.wago.com/769-470)

**Item no.: 769-471**  
Insulation stop; 0.25 - 0.5 mm<sup>2</sup>; 5 pieces/strip; light gray

[www.wago.com/769-471](http://www.wago.com/769-471)

**Item no.: 769-472**  
Insulation stop; 0.75 - 1 mm<sup>2</sup>; 5 pieces/strip; dark gray

[www.wago.com/769-472](http://www.wago.com/769-472)

### Protective warning marker

Cover

**Item no.: 280-415**  
Protective warning marker; for 5 terminal blocks; with high-voltage symbol, black; yellow

[www.wago.com/280-415](http://www.wago.com/280-415)

### Strain relief

Strain relief



**Item no.: 769-411**  
Strain relief plate; gray

[www.wago.com/769-411](http://www.wago.com/769-411)

### Ferrule

Ferrule



**Item no.: 216-101**  
Ferrule; Sleeve for 0.5 mm<sup>2</sup> / AWG 22; uninsulated; electro-tin plated; silver-colored

[www.wago.com/216-101](http://www.wago.com/216-101)

**Item no.: 216-104**  
Ferrule; Sleeve for 1.5 mm<sup>2</sup> / AWG 16; uninsulated; electro-tin plated; silver-colored

[www.wago.com/216-104](http://www.wago.com/216-104)

**Item no.: 216-102**  
Ferrule; Sleeve for 0.75 mm<sup>2</sup> / AWG 20; uninsulated; electro-tin plated; silver-colored

[www.wago.com/216-102](http://www.wago.com/216-102)

**Item no.: 216-103**  
Ferrule; Sleeve for 1 mm<sup>2</sup> / AWG 18; uninsulated; electro-tin plated

[www.wago.com/216-103](http://www.wago.com/216-103)













**Item no.: 216-203**  
Ferrule; Sleeve for 1 mm<sup>2</sup> / AWG 18; insulated; electro-tin plated; red

[www.wago.com/216-203](http://www.wago.com/216-203)

**Item no.: 216-206**  
Ferrule; Sleeve for 2.5 mm<sup>2</sup> / AWG 14; insulated; electro-tin plated; blue

[www.wago.com/216-206](http://www.wago.com/216-206)

Subject to changes. Please also observe the further product documentation!

	<b>Item no.: 216-202</b> Ferrule; Sleeve for 0.75 mm <sup>2</sup> / 18 AWG; insulated; electro-tin plated; gray	<a href="http://www.wago.com/216-202">www.wago.com/216-202</a>
	<b>Item no.: 216-204</b> Ferrule; Sleeve for 1.5 mm <sup>2</sup> / AWG 16; insulated; electro-tin plated; black	<a href="http://www.wago.com/216-204">www.wago.com/216-204</a>
	<b>Item no.: 216-201</b> Ferrule; Sleeve for 0.5 mm <sup>2</sup> / 20 AWG; insulated; electro-tin plated; white	<a href="http://www.wago.com/216-201">www.wago.com/216-201</a>
<b>Coding</b>		
Coding		
	<b>Item no.: 769-435</b> Coding pin; for coding of female plugs; for carrier terminal blocks / male connectors; orange	<a href="http://www.wago.com/769-435">www.wago.com/769-435</a>
<b>Mounting</b>		
Mounting accessories		
	<b>Item no.: 769-499</b> Fixing screw M2.5 x 16; and hexagon nut M2.5	<a href="http://www.wago.com/769-499">www.wago.com/769-499</a>
<b>Tool</b>		
Operating tool		
	<b>Item no.: 210-490</b> Operating tool	<a href="http://www.wago.com/210-490">www.wago.com/210-490</a>
	<b>Item no.: 769-434</b> Push-button; loose	<a href="http://www.wago.com/769-434">www.wago.com/769-434</a>
<b>Marking accessories</b>		
Marking strip		
	<b>Item no.: 210-831</b> Marking strips; on reel; 2.3 mm wide; plain; Self-adhesive; white	<a href="http://www.wago.com/210-831">www.wago.com/210-831</a>
	<b>Item no.: 210-833</b> Marking strips; 25 m on roll; 6 mm wide; plain; Self-adhesive; white	<a href="http://www.wago.com/210-833">www.wago.com/210-833</a>
	<b>Item no.: 210-834</b> Marking strips; on reel; 5 mm wide; plain; Self-adhesive; white	<a href="http://www.wago.com/210-834">www.wago.com/210-834</a>
	<b>Item no.: 210-832</b> Marking strips; on reel; 3 mm wide; plain; Self-adhesive; white	<a href="http://www.wago.com/210-832">www.wago.com/210-832</a>
<b>Marker</b>		
	<b>Item no.: 248-501</b> Mini-WSB marking card; as card; not stretchable; plain; snap-on type; white	<a href="http://www.wago.com/248-501">www.wago.com/248-501</a>

Subject to changes. Please also observe the further product documentation!



## Downloads

### Documentation

#### Bid Text

769-602/002-000 X81 - Datei	2019. 2. 19.	xml 3.3 kB	Download
--------------------------------	--------------	---------------	----------

769-602/002-000 doc - Datei	2017. 10. 4.	doc 25.6 kB	Download
--------------------------------	--------------	----------------	----------

#### Additional Information

Technical Section Technical explanations		pdf 2.2 MB	Download
---	--	---------------	----------

## CAD/CAE-Data

### CAE data

EPLAN Data Portal 769-602/002-000		URL	Download
-----------------------------------	--	-----	----------

WSCAD Universe 769-602/002-000		URL	Download
--------------------------------	--	-----	----------

ZUKEN Portal 769-602/002-000		URL	Download
------------------------------	--	-----	----------

EPLAN Data Portal 769-602/002-000		URL	Download
-----------------------------------	--	-----	----------

WSCAD Universe 769-602/002-000		URL	Download
--------------------------------	--	-----	----------

### CAD data

2D/3D Models 769-602/002-000		URL	Download
------------------------------	--	-----	----------

## Environmental Product Compliance

### Compliance Search

Environmental Product Compliance 769-602/002-000 1-conductor male connector; CAGE CLAMP®, 4 mm <sup>2</sup> ; Pin spacing 5 mm; 2-pole; clamping collar; 4,00 mm <sup>2</sup> ; gray		URL	Download
--	--	-----	----------

Subject to changes. Please also observe the further product documentation!

## Installation Notes


### Installation



### Cutout

Headers with solder pins and mounting flanges

### Conductor termination




### Operating tool

Inserting a conductor via operating tool (example shows a male connector).

### Application


Subject to changes. Please also observe the further product documentation!



Male connector with CAGE CLAMP® and mounting flanges

1-connector female plug, straight

### Marking



Labeling a male connector with CAGE CLAMP® connection via Mini-WSB Quick Markers.

### Product family

X-COM

[Show all products from the family](#)

Subject to changes. Please also observe the further product documentation!