



CHENYI ELECTRONICS

W005G THRU W10G
SINGLE PHASE GLASS
PASSIVATED BRIDGE RECTIFIER
Voltage: 50 TO 1000V CURRENT:1.5A

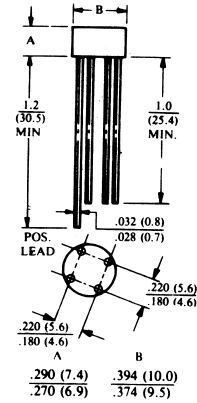
FEATURES

- Ideal for printed circuit board
- High surge capcability 60A peak
- High case dielectric strength

MECHANICAL DATA

- Terminal:** Plated leads solderable per MIL-STD 202E, method 208C
- Case:** UL-94 Class V-0 recognized Flame Retardant Epoxy
- Polarity:** Polarity symbol marked on body
- Mounting position:** any

WOB



MAXIMUM RATINGS AND ELECTRICAL CHARACTERISTICS

(Single-phase, half-wave, 60HZ, resistive or inductive load rating at 25 °C , unless otherwise stated, for capacitive load, derate current by 20%)

	SYMBOL	W005G	W01G	W02G	W04G	W06G	W08G	W10G	units
Maximum Recurrent Peak Reverse Voltage	Vrrm	50	100	200	400	600	800	1000	V
Maximum RMS Voltage	Vrms	35	70	140	280	420	560	700	V
Maximum DC blocking Voltage	Vdc	50	100	200	400	600	800	1000	V
Maximum Average Forward Rectified current at Ta=50 °C	If(av)	1.5							A
Peak Forward Surge Current 8.3ms single half sine-wave superimposed on rated load	Ifsm	50							A
Maximum Instantaneous Forward Voltage at forward current 1.5A	Vf	1.0							V
Maximum DC Reverse Voltage Ta=25°C	Ir	10.0							μ A
at rated DC blocking voltage Ta=125 °C		1.0							m A
Typoical Junction Capacitance(Note 1)	Cj	24							pF
Operating Temperature Range	Tj	-55 to +125							°C
Storage and operation Junction Temperature	Tstg	-55 to +150							°C
Note: 1.Measured at 1.0 MHz and applied reverse voltage of 4.0Vdc									



CHENYI ELECTRONICS

W005G THRU W10G

SINGLE PHASE GLASS
PASSIVATED BRIDGE RECTIFIER

Voltage: 50 TO 1000V CURRENT:1.5A

RATINGS AND CHARACTERISTIC CURVES W005G THRU W10G

FIG.1-DERATING CURVE

OUTPUT RECTIFIED CURRENT

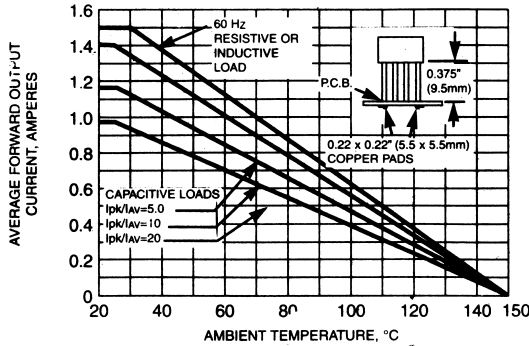


FIG.2-MAXIMUM NON-REPETITIVE PEAK

FORWARD SURGE CURRENT PER LEG

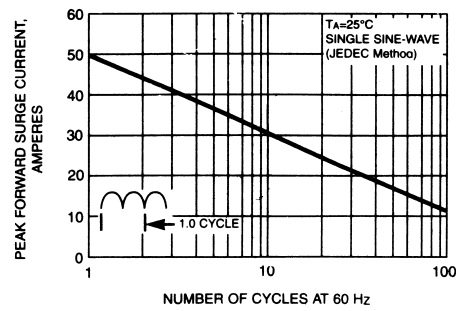


FIG.3-TYPICAL FORWARD CHARACTERISTICS

PER LEG

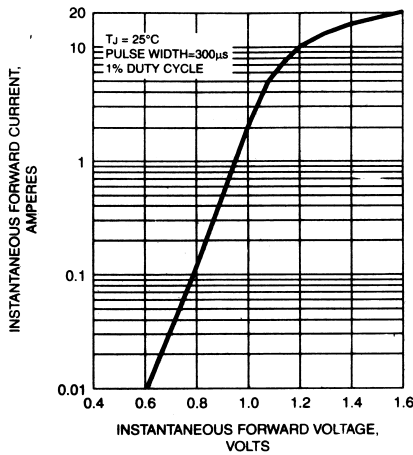


FIG.4-TYPICAL REVERSE CHARACTERISTICS

PER LEG

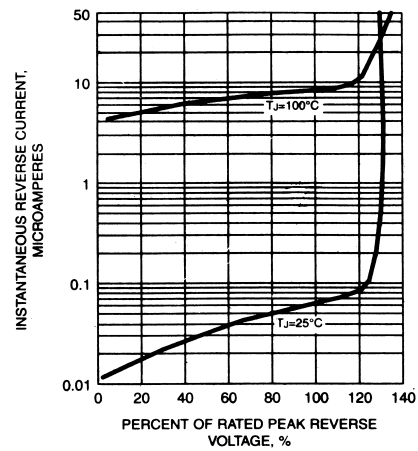


FIG.5-TYPICAL JUNCTION CAPACITANCE

PER LEG

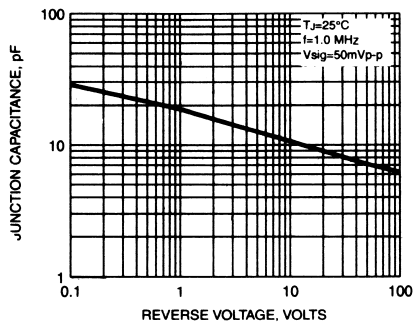


FIG.6-TYPICAL TRANSIENT THERMAL IMPEDANCE

