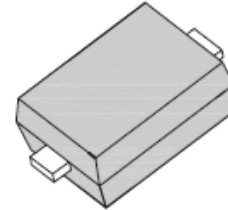


500mW Two Terminals SMD Zener Diodes

Features

- Silicon Planar Zener Construction
- 500mW Power Dissipation
- Zener Voltage 3.0v to 39v
- Standard Zener Voltage Tolerance is $\pm 5\%$ with a "B" suffix
- Ideal Suited for Automated Assembly Processes
- RoHS Compliance



SOD-123F



Mechanical Data

Case:	SOD-123F, molded plastic
Epoxy:	Plastic package has UL flammability 94V-0
Terminals:	Solderable per MIL-STD-750, Method 2026
Polarity:	Color band denotes cathode
Approx. Weight:	0.01 grams

Maximum Ratings ($T_{Ambient}=25^{\circ}C$ unless noted otherwise)

Symbol	Description	Value	Unit	Conditions
V_F	Max. Instantaneous Forward Voltage	0.9	V	IF=10mA
		1.5		IF=200mA
P_{tot}	Power Dissipation	500	mW	TA=25 °C (Note 1)
I_{FSM}	Peak Forward Surge Current	4.0	A	Note 2
T_J, T_{STG}	Open Junction and Storage Temperature Range	-55 to 150	°C	

- Note:**
1. Mounted on 5.0mm²(.013mm thick) land areas.
 2. Measured on 8.3ms, single half sine-wave or equivalent square wave, duty cycle=4 pulse per minute maximum.

500mW Two Terminals SMD Zener Diodes

MMSZ5225B-F - MMSZ5267B-F

Electrical Characteristics ($T_{Ambient}=25^{\circ}C$ unless noted otherwise)

Part NO.	Marking Code	Nominal Zener Voltage @ I_{ZT}			Test Current $I_{ZT}(mA)$	Max. Zener impedance			Max. Reverse Leakage Current $I_R @ V_R$	
		$V_Z(V)$				$Z_{ZT} @ I_{ZT}$	$Z_{zk} @ I_{zk}$		$I_R (\mu A)$	$V_R(V)$
		Nom.	Min.	Max.			Ω	mA		
MMSZ5225B-F	C5	3.0	2.85	3.15	20	30	1600	0.25	50	1.0
MMSZ5226B-F	D1	3.3	3.14	3.47	20	28	1600	0.25	25	1.0
MMSZ5227B-F	D2	3.6	3.42	3.78	20	24	1700	0.25	15	1.0
MMSZ5228B-F	D3	3.9	3.71	4.10	20	23	1900	0.25	10	1.0
MMSZ5229B-F	D4	4.3	4.09	4.52	20	22	2000	0.25	5.0	1.0
MMSZ5230B-F	D5	4.7	4.47	4.94	20	19	1900	0.25	5.0	2.0
MMSZ5231B-F	E1	5.1	4.85	5.36	20	17	1600	0.25	5.0	2.0
MMSZ5232B-F	E2	5.6	5.32	5.88	20	11	1600	0.25	5.0	3.0
MMSZ5233B-F	E3	6.0	5.70	6.30	20	7	1600	0.25	5.0	3.5
MMSZ5234B-F	E4	6.2	5.89	6.51	20	7	1000	0.25	5.0	4.0
MMSZ5235B-F	E5	6.8	6.46	7.14	20	5	750	0.25	3.0	5.0
MMSZ5236B-F	F1	7.5	7.13	7.88	20	6	500	0.25	3.0	6.0
MMSZ5237B-F	F2	8.2	7.79	8.61	20	8	500	0.25	3.0	6.5
MMSZ5238B-F	F3	8.7	8.27	9.14	20	8	600	0.25	3.0	6.5
MMSZ5239B-F	F4	9.1	8.65	9.56	20	10	600	0.25	3.0	7.0
MMSZ5240B-F	F5	10	9.50	10.50	20	17	600	0.25	3.0	8.0
MMSZ5241B-F	H1	11	10.45	11.55	20	22	600	0.25	2.0	8.4
MMSZ5242B-F	H2	12	11.40	12.60	20	30	600	0.25	1.0	9.1
MMSZ5243B-F	H3	13	12.35	13.65	9.5	13	600	0.25	0.5	9.9
MMSZ5244B-F	H4	14	13.30	14.70	9.0	15	600	0.25	0.1	10
MMSZ5245B-F	H5	15	14.25	15.75	8.5	16	600	0.25	0.1	11
MMSZ5246B-F	J1	16	15.20	16.80	7.8	17	600	0.25	0.1	12
MMSZ5247B-F	J2	17	16.15	17.85	7.4	19	600	0.25	0.1	13
MMSZ5248B-F	J3	18	17.10	18.90	7.0	21	600	0.25	0.1	14
MMSZ5249B-F	J4	19	18.05	19.95	6.6	23	600	0.25	0.1	14
MMSZ5250B-F	J5	20	19.00	21.00	6.2	25	600	0.25	0.1	15
MMSZ5251B-F	K1	22	20.90	23.10	5.6	29	600	0.25	0.1	17
MMSZ5252B-F	K2	24	22.80	25.20	5.2	33	600	0.25	0.1	18
MMSZ5253B-F	K3	25	23.75	26.25	5.0	35	600	0.25	0.1	19
MMSZ5254B-F	K4	27	25.65	28.35	4.6	41	600	0.25	0.1	21
MMSZ5255B-F	K5	28	26.60	29.40	4.5	44	600	0.25	0.1	21
MMSZ5256B-F	M1	30	28.50	31.50	4.2	49	600	0.25	0.1	23

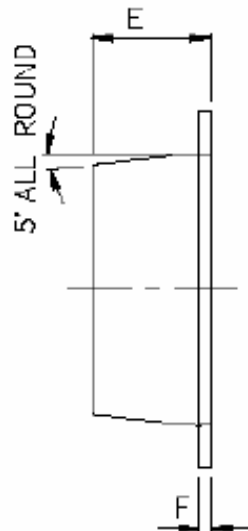
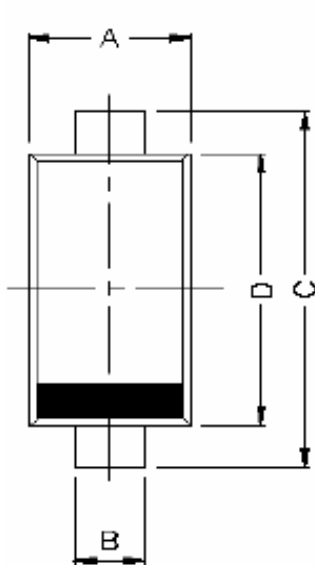
500mW Two Terminals SMD Zener Diodes

MMSZ5225B-F - MMSZ5267B-F

Part NO.	Marking Code	Nominal Zener Voltage @ I _{ZT}			Test Current I _{ZT} (mA)	Max. Zener impedance			Max. Reverse Leakage Current I _R @ V _R	
		V _Z (V)				Z _{ZT} @ I _{ZT} Ω	Z _{zk} @ I _{zk}		I _R (μA)	V _R (V)
		Nom.	Min.	Max.	Ω		Ω	mA		
MMSZ5257B-F	M2	33	31.35	34.65	3.8	58	700	0.25	0.1	25
MMSZ5258B-F	M3	36	34.20	37.80	3.4	70	700	0.25	0.1	27
MMSZ5259B-F	M4	39	37.05	40.95	3.2	80	800	0.25	0.1	30
MMSZ5260B-F	M5	43	40.85	45.15	3.0	93	900	0.25	0.1	33
MMSZ5261B-F	N1	47	44.65	49.35	2.7	105	1000	0.25	0.1	36
MMSZ5262B-F	N2	51	48.45	53.55	2.5	125	1100	0.25	0.1	39
MMSZ5263B-F	N3	56	53.20	58.80	2.2	150	1300	0.25	0.1	43
MMSZ5264B-F	N4	60	57.00	63.00	2.1	170	1400	0.25	0.1	46
MMSZ5265B-F	N5	62	58.90	65.10	2.0	185	1400	0.25	0.1	47
MMSZ5266B-F	P1	68	64.60	71.40	1.8	230	1600	0.25	0.1	52
MMSZ5267B-F	P2	75	71.25	78.75	1.7	270	1700	0.25	0.1	56

Dimensions in mm

SOD-123F



DIM	MIN.	MAX.
A	1.55	1.65
B	0.5	0.6
C	3.7	3.9
D	2.6	2.7
E	1.05	1.15
F	0.127	0.135

500mW Two Terminals SMD Zener Diodes

MMSZ5225B-F - MMSZ5267B-F

How to contact us

US HEADQUARTERS

28040 WEST HARRISON PARKWAY, VALENCIA, CA 91355-4162

Tel: (800) TAITRON (800) 824-8766 (661) 257-6060

Fax: (800) TAITFAX (800) 824-8329 (661) 257-6415

Email: taitron@taitroncomponents.com

Http://www.taitroncomponents.com

TAITRON COMPONENTS MEXICO, S.A .DE C.V.

BOULEVARD CENTRAL 5000 INTERIOR 5 PARQUE INDUSTRIAL ATITALAQUIA, HIDALGO C.P.
42970 MEXICO

Tel: +52-55-5560-1519

Fax: +52-55-5560-2190

TAITRON COMPONENTS INCORPORATED REPRESENTAÇÕES DO BRASIL LTDA

RUA DOMINGOS DE MORAIS, 2777, 2.ANDAR, SALA 24 SAÚDE - SÃO PAULO-SP 04035-001 BRAZIL

Tel: +55-11-5574-7949

Fax: +55-11-5572-0052

TAITRON COMPONENTS INCORPORATED, SHANGHAI REPRESENTATIVE OFFICE

METROBANK PLAZA, 1160 WEST YAN' AN ROAD, SUITE 1503, SHANGHAI, 200052, CHINA

Tel: +86-21-5424-9942

Fax: +86-21-5424-9931