

D Series (Standard D-Sub)

90° Solder Dip - Short Distance (Male / Female 5.08mm)

Specifications

Insulation Resistance: 5,000MΩ min.
 Withstanding Voltage: 1,000 V AC
 Contact Resistance: 20mΩ max.
 Current Rating: 5A
 Operating Temp. Range: -55°C to +105°C
 Soldering Temp.: 260°C / 3 sec.

Materials and Finish

Insulator: PBT (glass filled) , UL94V-0
 Contacts: Phosphor Bronze
 Shell: Ni plated
 Plating: Gold over Nickel



Part Number (Details)

D RS - * * 1 2 - *

Series

Terminal Version:
 RS = 5.08mm (Distance)

No. of Contact Pins

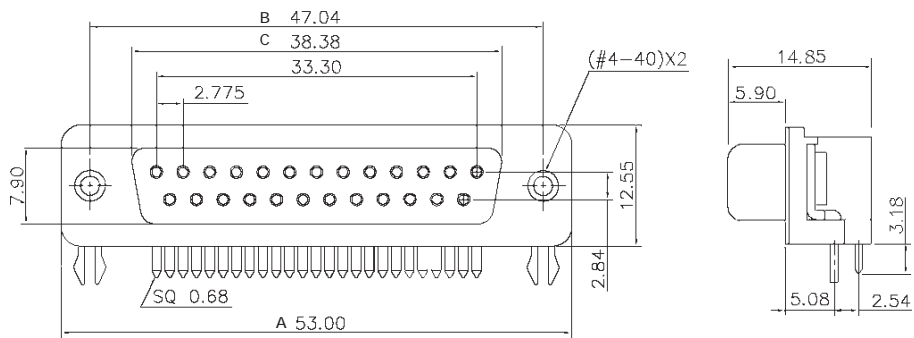
P = Male (9 pins only)
 S = Female (25 pins only)

PCB Assembly:
 1 = With Snap-in

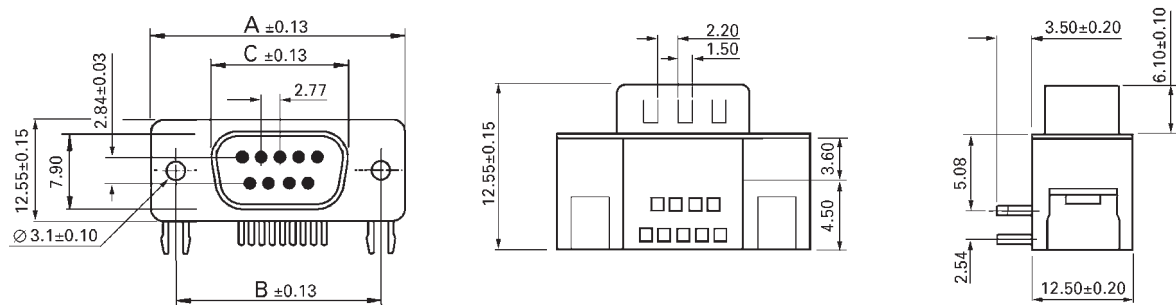
Connection Assembly:
 2 = Clinch Nut Rivetted, 4-40
 (Without Female Screw Locks)

For Special Platings

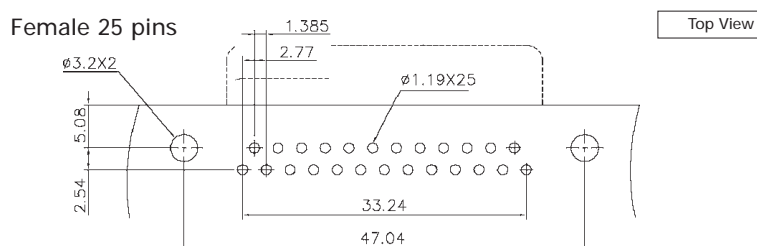
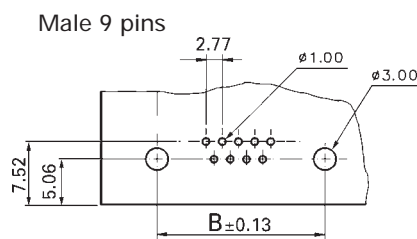
Outline Connector Dimensions (Female 25 pins)



Outline Connector Dimensions (Male 9 pins)



Recommended PCB Layouts



Part Number	No. of Contacts	A	B	C
DRS-09P12-*	9	30.85	24.95	16.92
DRS-25S12-*	25	53.00	47.04	38.38