

KR 2432-30-SMA 30 MHz Highpass

General Description

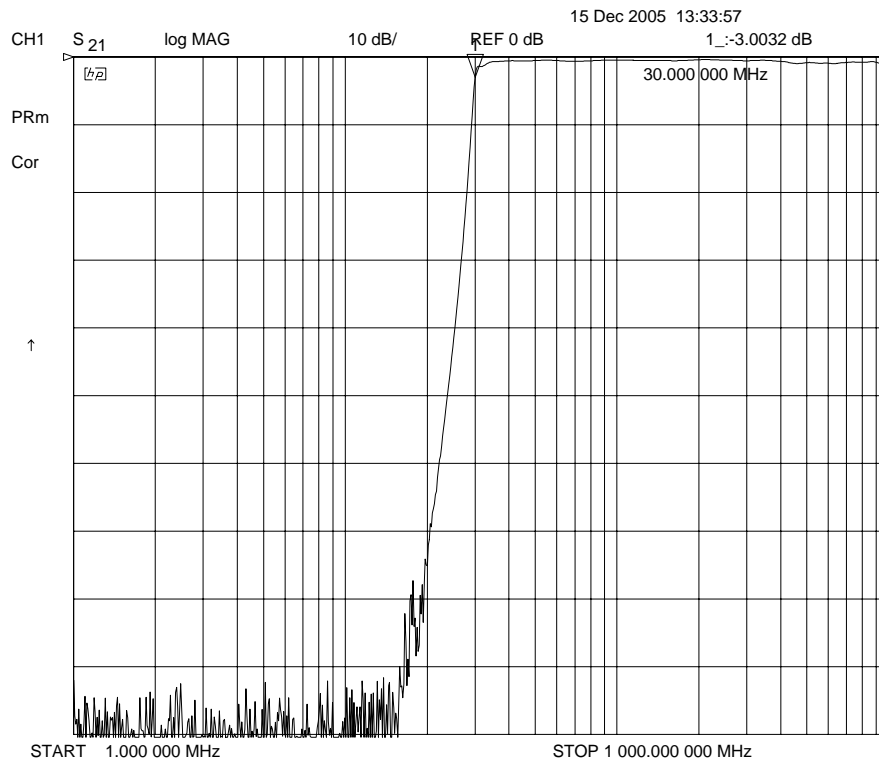
KR 2432-30-SMA is a 30 MHz highpass filter. Other passband frequencies are available. Also available in surface mount package. Please consult the factory.

Features

- SMA Connectors
- Sharp Transition to Stopband
- 50 Ω Source and Load

Typical Performance

Overall Response (10 dB/div)


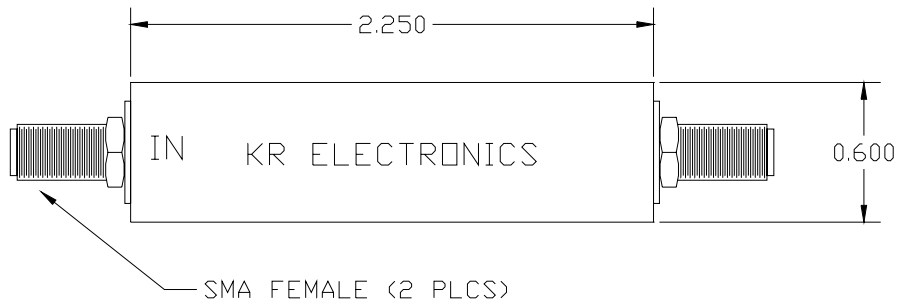


KR 2432-30-SMA

Specifications

Parameter	Specification
Filter type	Highpass
Start of Passband (3 dB)	30 MHz
Attenuation below 23 MHz	50 dB
Source and Load	50 Ω

Physical Dimensions



Dimensions in inches
 Metal Case
 Also available in surface mount package