

**SERIES:** CDS-15118B-L100 | **DESCRIPTION:** SPEAKER

**FEATURES**

- micro-speaker
- small footprint
- 8 ohm impedance
- wire leads



**SPECIFICATIONS**

parameter	conditions/description	min	typ	max	units
input power	maximum power: IEC-60268-5, filter 60s on/120s off, 10 cycles at room temp, in 1 cc closed box		0.7	1.0	W
impedance	at 2.5 kHz, 1.0 V	6.8	8	9.2	Ω
resonant frequency (Fo)		400	500	600	Hz
frequency response	output SPL ±10 dB	Fo		20,000	Hz
sound pressure level	at 0.5 W, 0.1 m ave, at 0.8, 1.0, 1.2, 1.5 kHz	83	86	89	dB
distortion	at 1.0 kHz, 0.7 W			10	%
buzz, rattle, etc.	must be normal at sine wave between Fo ~ 20 kHz, in 1 cc closed box		2.37		V
polarity	cone will move forward with positive dc current to "+" terminal				
dimensions	15 x 11 x 3				mm
magnet	Nd-Fe-B				
material	PPA				
cone material	mylar				
terminal	wire leads				
weight			1.7		g
operating temperature		-20		60	°C
storage temperature		-40		85	°C
RoHS	2011/65/EU				

Notes: 1. All specifications measured at 5~35°C, humidity at 45~85%, under 86~106kPa pressure, unless otherwise noted.

**PART NUMBER KEY**

**CDS-15118B-L100 X**

Base Number

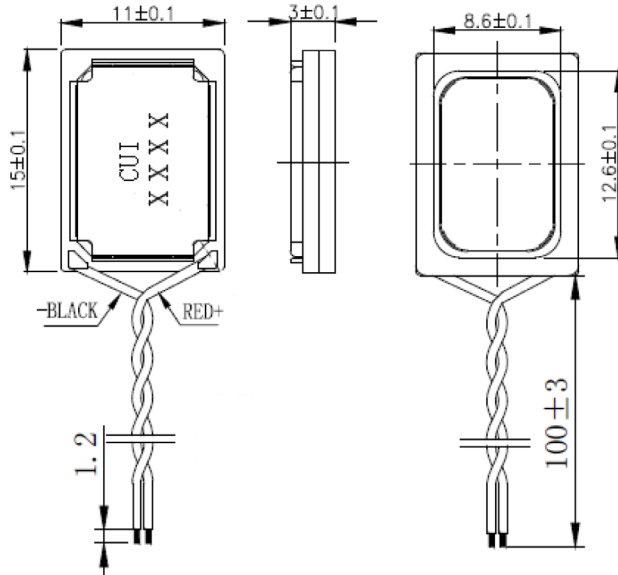
Termination Style:  
 "blank" = wire leads, no connector  
 1 = JST housing SHR-2V-S-B  
 2 = JST housing ZHR-2  
 3 = JST housing PHR-2  
 4 = JST housing HER-2  
 5 = JST housing PHR-4  
 6 = Molex housing 51021-0200

## MECHANICAL DRAWING

units: mm

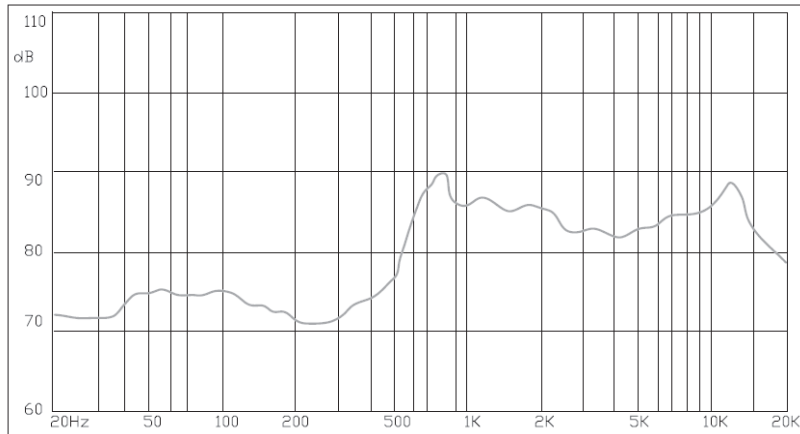
tolerance:  $\pm 0.5$  mm

wire: UL1571 30 AWG

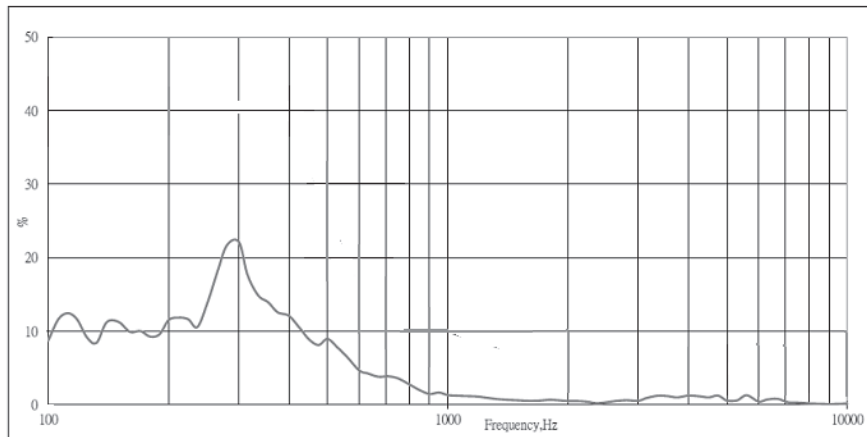


## RESPONSE CURVES

### Frequency Response Curve



### Total Harmonic Distortion Curve



## REVISION HISTORY

---

rev.	description	date
1.0	initial release	03/25/2015
1.01	added connector options	07/15/2016

The revision history provided is for informational purposes only and is believed to be accurate.



**Headquarters**  
20050 SW 112th Ave.  
Tualatin, OR 97062  
**800.275.4899**

Fax 503.612.2383  
**cui.com**  
techsupport@cui.com

CUI offers a one (1) year limited warranty. Complete warranty information is listed on our website.

CUI reserves the right to make changes to the product at any time without notice. Information provided by CUI is believed to be accurate and reliable. However, no responsibility is assumed by CUI for its use, nor for any infringements of patents or other rights of third parties which may result from its use.

CUI products are not authorized or warranted for use as critical components in equipment that requires an extremely high level of reliability. A critical component is any component of a life support device or system whose failure to perform can be reasonably expected to cause the failure of the life support device or system, or to affect its safety or effectiveness.