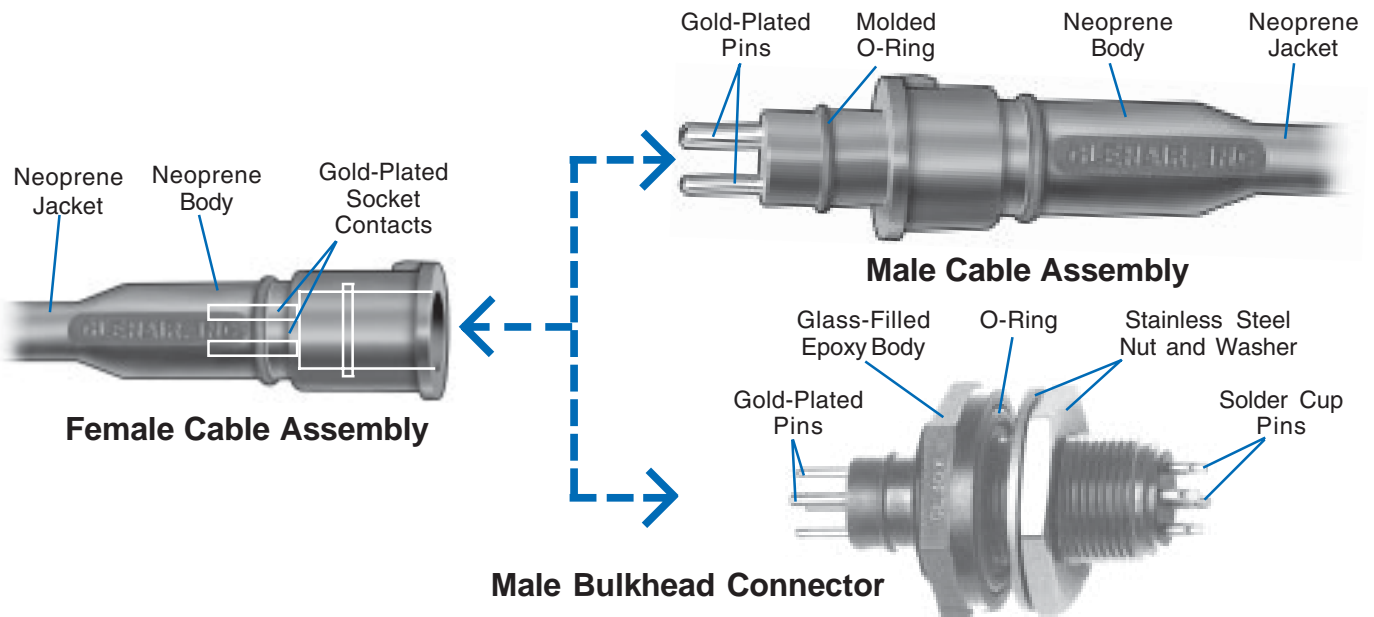


PRODUCT FEATURES

- 7.5 Amps to 200 Amps
- One to Eight Contacts
- 10,000 PSI (Mated) Pressure Rating
- Catalog and Custom Cable Options
- Chemically Resistant

These Connectors Handle the Water—and the Pressure

Glenair 10 KPSI Underwater Interconnects provide a cost-effective solution for high pressure underwater applications. Ideal for any harsh environment application, these molded neoprene cables and epoxy bulkhead connectors are impervious to most chemicals.



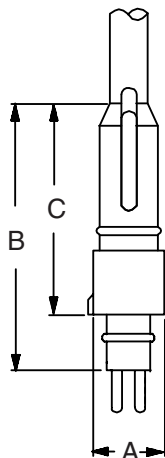
SPECIFICATIONS

Contacts	Copper Alloy, Gold-Plated
O-Rings	Nitrile
Nut, Washer	Stainless Steel
Cable	Neoprene insulation, Stranded Copper
Bulkhead Connector	Conductor
Body	Glass-Filled Epoxy
Voltage Rating	600 VDC
Current Rating	See Contact Arrangements
Temperature Rating	-55°C to +105°C



Geo-Marine® 10KPSI Underwater Interconnects Part Number Development

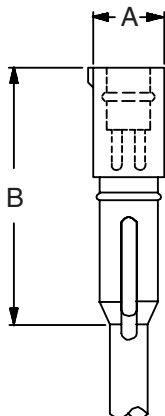
Male Cable Assemblies



Number of Contacts	Contact Size/Quantity	Cable Length*	Part Number	A Dia	B	C
1	1 # 10	2 Feet	GL20G1P-M	.75 (19.1)	2.65 (67.3)	2.00 (50.8)
	1 # 0	2 Feet	GL20K1P-M	1.06 (26.9)	3.25 (82.6)	2.62 (66.5)
2	1 # 10, 1 # 12	2 Feet	GL20G2P-M	.75 (19.1)	2.65 (67.3)	2.00 (50.8)
3	1 # 10, 2 # 12	2 Feet	GL20G3P-M	.75 (19.1)	2.65 (67.3)	2.00 (50.8)
4	1 # 12, 3 # 16	2 Feet	GL20G4P-M	.75 (19.1)	2.65 (67.3)	2.00 (50.8)
	1 # 10, 3 # 12	2 Feet	GL20K4P-M	1.06 (26.9)	3.25 (82.6)	2.62 (66.5)
5	1 # 10, 4 # 16	2 Feet	GL20K5P-M	1.06 (26.9)	3.25 (82.6)	2.62 (66.5)
6	1 # 12, 5 # 16	2 Feet	GL20K6P-M	1.06 (26.9)	3.25 (82.6)	2.62 (66.5)
8	1 # 12, 7 # 16	2 Feet	GL20K8P-M	1.06 (26.9)	3.25 (82.6)	2.62 (66.5)

*For other lengths, add overall length in feet to the part number.
Example: GL20G1P-M-6 specifies a cable assembly 6 feet in length.

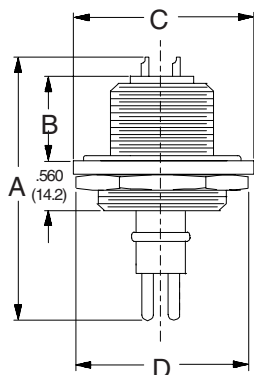
Female Cable Assemblies



Number of Contacts	Contact Size/Quantity	Cable Length*	Part Number	A Dia	B
1	1 # 10	2 Feet	GL20G1S-F	.75 (19.1)	2.65 (67.3)
	1 # 0	2 Feet	GL20K1S-F	1.06 (26.9)	3.50 (88.9)
2	1 # 10, 1 # 12	2 Feet	GL20G2S-F	.75 (19.1)	2.65 (67.3)
3	1 # 10, 2 # 12	2 Feet	GL20G3S-F	.75 (19.1)	2.65 (67.3)
4	1 # 12, 3 # 16	2 Feet	GL20G4S-F	.75 (19.1)	2.65 (67.3)
	1 # 10, 3 # 12	2 Feet	GL20K4S-F	1.06 (26.9)	3.50 (88.9)
5	1 # 10, 4 # 16	2 Feet	GL20K5S-F	1.06 (26.9)	3.50 (88.9)
6	1 # 12, 5 # 16	2 Feet	GL20K6S-F	1.06 (26.9)	3.50 (88.9)
8	1 # 12, 7 # 16	2 Feet	GL20K8S-F	1.06 (26.9)	3.50 (88.9)

*For other lengths, add overall length in feet to the part number.
Example: GL20G1S-F-6 specifies a cable assembly 6 feet in length.

Male Bulkhead Connectors



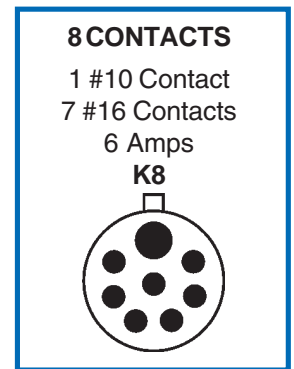
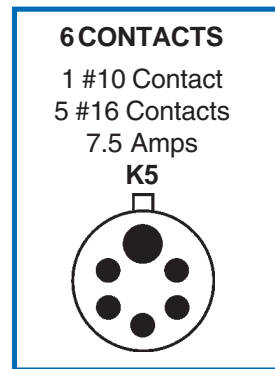
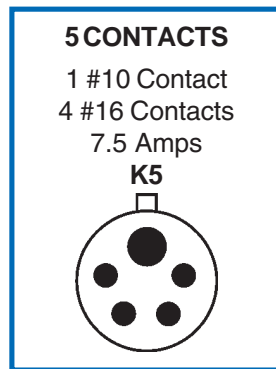
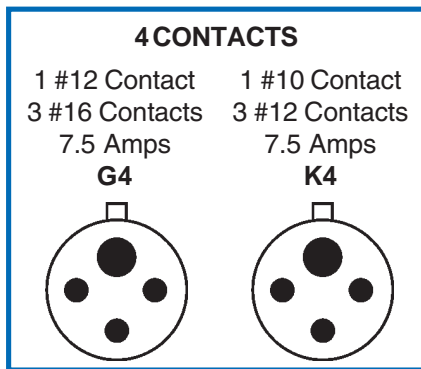
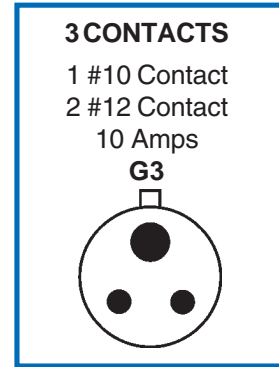
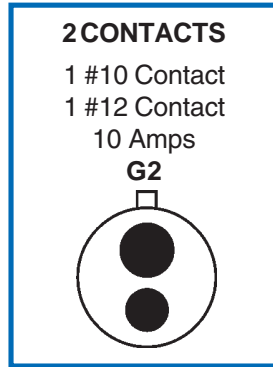
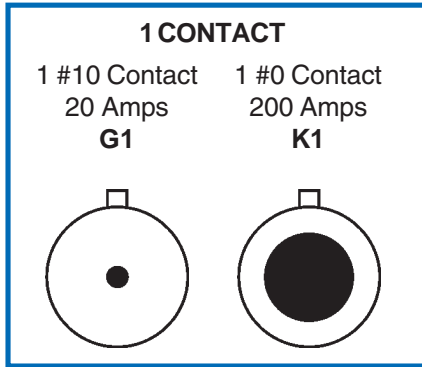
No. of Contacts	Contact Size/Quantity	Part Number	A	B	C Max	D Hex	E Thread
1	1 #10	GL30G1P-BC	2.625 (66.7)	.625 (15.9)	1.58 (40.1)	1.375 (34.9)	3/4 - 16
	1 # 0	GL30K1P-BC	3.625 (92.1)	1.375 (34.9)	1.89 (48.0)	1.625 (41.3)	1 - 14
2	1 #10, 1 #12	GL30G2P-BC	2.625 (66.7)	.625 (15.9)	1.58 (40.1)	1.375 (34.9)	3/4 - 16
3	1 #10, 2 #12	GL30G3P-BC	2.625 (66.7)	.625 (15.9)	1.58 (40.1)	1.375 (34.9)	3/4 - 16
4	1 #12, 3 #16	GL30G4P-BC	2.625 (66.7)	.625 (15.9)	1.58 (40.1)	1.375 (34.9)	3/4 - 16
	1 #10, 3 #12	GL30K4P-BC	3.625 (92.1)	1.375 (34.9)	1.89 (48.0)	1.625 (41.3)	1 - 14
5	1 #10, 4 #16	GL30K5P-BC	3.625 (92.1)	1.375 (34.9)	1.89 (48.0)	1.625 (41.3)	1 - 14
6	1 #12, 5 #16	GL30K6P-BC	3.625 (92.1)	1.375 (34.9)	1.89 (48.0)	1.625 (41.3)	1 - 14
8	1 #12, 7 #16	GL30K8P-BC	3.625 (92.1)	1.375 (34.9)	1.89 (48.0)	1.625 (41.3)	1 - 14

**Geo-Marine® 10KPSI
Underwater Interconnects
Contact Arrangements and Accessories**



10KPSI
Connectors

Contact Arrangements



Accessories

Locking Sleeves



Locking Sleeves enable a mated pair of cable assemblies to be locked together, preventing accidental unmating. Material: Delrin.

HOW TO ORDER LOCKING SLEEVES

Cable Part Number	Type	Sleeve Part Number
GL20G*P	Male	GL20G401
GL20K*P	Male	GL20K403
GL20G*S	Female	GL20G402
GL20K*S	Female	GL20K404

O-Rings



Replacement O-Rings are available for bulkhead connectors. Material: Nitrile

HOW TO ORDER O-RINGS

Cable Part Number	O-Ring
GL30G	2-213
GL30K	2-217