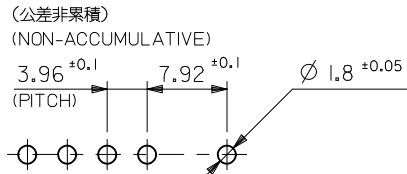
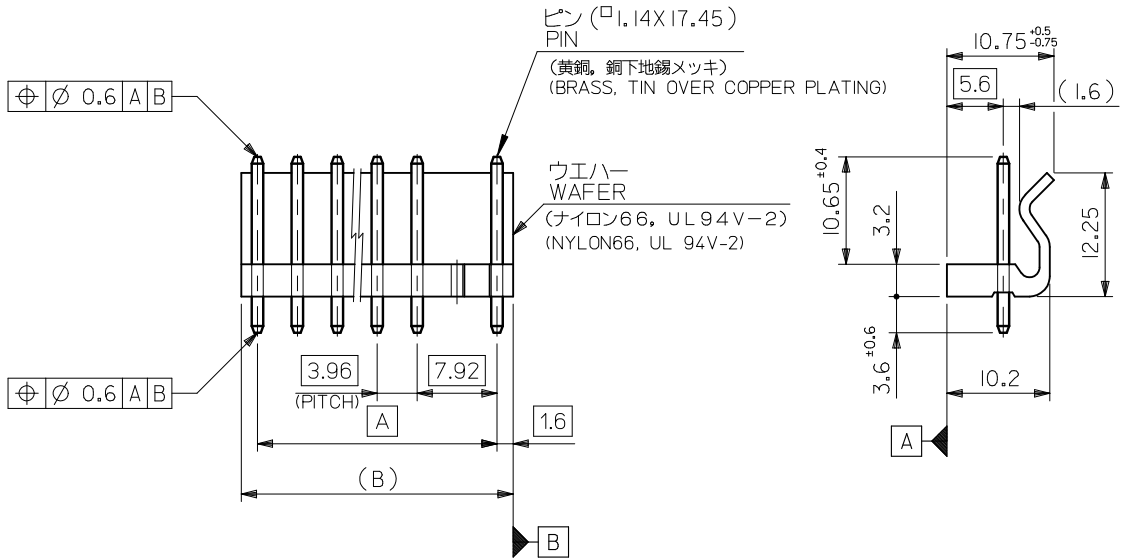
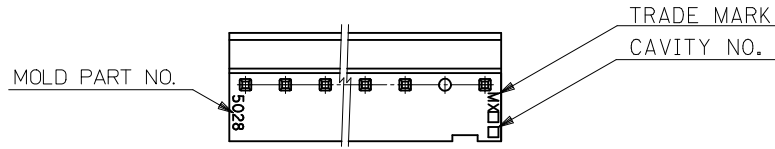


注記  
NOTE

1. ウエハーのそりは、長さ25.4に対して0.24MAX.  
CAMBER MUST BE 0.24 MAX. PER 25.4.



基板取付穴推奨寸法  
RECOMMENDED P.C.BOARD HOLE DIMENSION

50.72	47.52	09-65-2129	5277-12A	12
46.76	43.56	-2119	-11A	11
42.8	39.6	-2109	-10A	10
38.84	35.64	-2099	-09A	9
34.88	31.68	-2089	-08A	8
30.92	27.72	-2079	-07A	7
26.96	23.76	-2069	-06A	6
23	19.8	-2059	-05A	5
19.04	15.84	-2049	-04A	4
15.08	11.88	-2039	-03A	3
11.12	7.92	09-65-2029	5277-02A	2
B	A	オーダー番号 (EDP NO.) ORDER NO. (EDP NO.)	ENG. NO.	極数 CKTS.

REVISED EC NO: J2009-2884 DRWN: YSHIBATA 2009/06/24 CHKD: THARUYAMA 2010/03/15 APPR: NUKITA 2010/03/15	DESCRIPTION REV	GENERAL TOLERANCES (UNLESS SPECIFIED)		DIMENSION STYLE MM ONLY		SCALE 2:1		DESIGN UNITS METRIC		THIRD ANGLE PROJECTION	
		10 UNDER	±0.2	DRAWN BY H. HIRAMOTO	DATE '88/09/29	TITLE KK 3.96/7.92 WAFER ASSY WITH LOCK					
		10 OVER 30 UNDER	±0.25	CHECKED BY M. FUKUSHIMA	DATE '91/06/26						
		30 OVER	±0.3	APPROVED BY M. ENOMOTO	DATE '91/06/26	MATERIAL NO. SEE TABLE		DOCUMENT NO. SD-5277-001		SHEET NO. 1 OF 1	
		ANGULAR ±3 °		SIZE A3		THIS DRAWING CONTAINS INFORMATION THAT IS PROPRIETARY TO MOLEX INCORPORATED AND SHOULD NOT BE USED WITHOUT WRITTEN PERMISSION					
		DRAFT WHERE APPLICABLE MUST REMAIN WITHIN DIMENSIONS									