



Shanghai Lunsure Electronics
Technology Co.,Ltd
Tel:0086-21-37185008
Fax:0086-21-57152769

Features

- High Reliability
- Low Leakage
- Low Forward Voltage Drop
- Exceeds Environmental Standards of MIL-S-19500/228
- Case: Molded plastic black body, R-1
- Epoxy: UL 94V-O rate flame retardant
- Lead: MIL-STD-202E method 208C guaranteed
- Polarity: Indicated by Cathode Band

Maximum Ratings

- Operating Temperature: -55°C to +125°C
- Storage Temperature: -55°C to +150°C
- Maximum Thermal Resistance: 60°C/W Junction to Ambient

Catalog Number	Device Marking	Maximum Recurrent Peak Reverse Voltage	Maximum RMS Voltage	Maximum DC Blocking Voltage
1A1	----	50V	35V	50V
1A2	----	100V	70V	100V
1A3	----	200V	140V	200V
1A4	----	400V	280V	400V
1A5	----	600V	420V	600V
1A6	----	800V	560V	800V
1A7	----	1000V	700V	1000V

Electrical Characteristics @ 25°C Unless Otherwise Specified

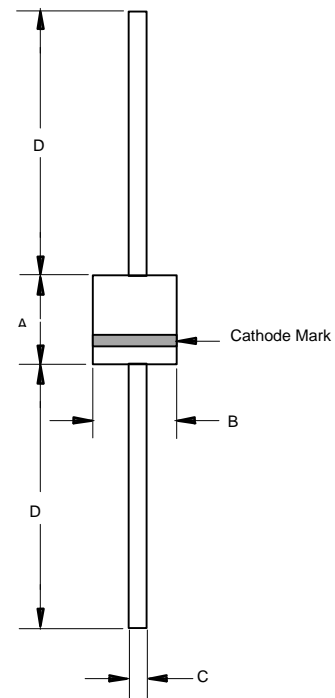
Average Forward Current	$I_{F(AV)}$	1.0A	$T_J=25^\circ\text{C}$
Peak Forward Surge Current	I_{FSM}	30.0A	8.3ms half sine
Maximum Instantaneous Forward Voltage	V_F	1.1V	$I_{FM}=1.0A$ $T_A=25^\circ\text{C}$
Maximum DC Reverse Current At Rated DC Blocking Voltage	I_R	5.0uA 500uA	$T_J=25^\circ\text{C}$ $T_J=100^\circ\text{C}$
Typical Junction Capacitance	C_J	15pF	Measured at 1.0MHz, $V_R=4.0V$

Note: 1. Valid provided that electrodes are kept at ambient temperature

**1A1
THRU
1A7**

**1 Amp Miniature
Plastic Silicon Rectifier
50 to 1000 Volts**

R-1



DIM	DIMENSIONS				NOTE
	INCHES		MM		
	MIN	MAX	MIN	MAX	
A	0.116	0.140	2.90	3.50	
B	0.091	0.102	2.30	2.60	
C	0.020	0.024	0.50	0.60	
D	0.787	-----	20.00	-----	

1A1 thru 1A7

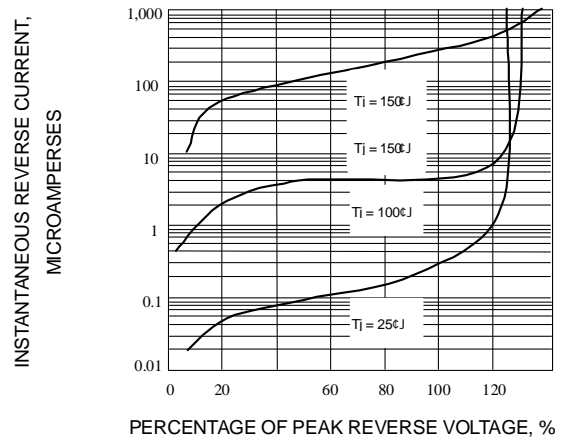
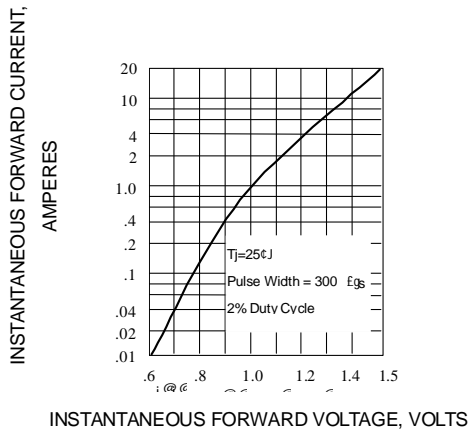


Fig. 1-TYPICAL FORWARD CHARACTERISTICS

Fig. 2-TYPICAL REVERSE CHARACTERISTICS

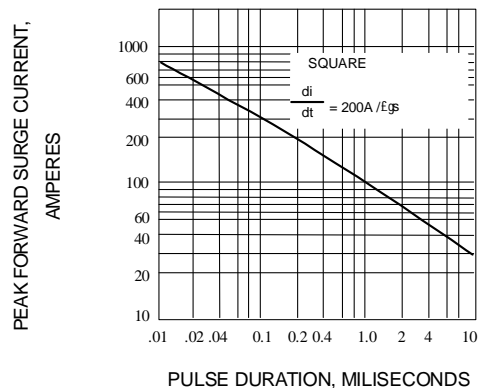
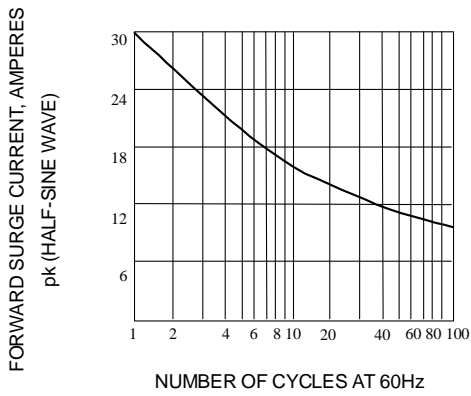


Fig. 3-MAXIMUM OVERLOAD SURGE-CURRENT

Fig. 4-PEAK FORWARD SURGE CURRENT

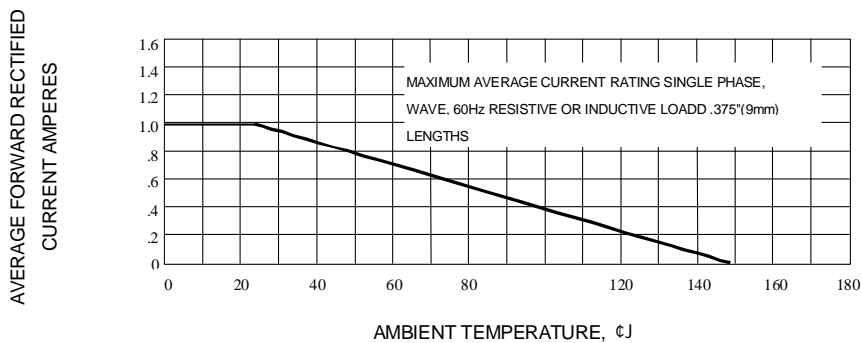


Fig. 5-FORWARD DERATING CURVE