





CERAMIC RF CHIP INDUCTORS – 0201CC SERIES



-  Monolithic inorganic material construction
-  Low DC resistance and high Q Values at high frequency
-  High Self Resonant Frequency
-  Industry Standard 0201 (0603) Surface Mount Land Pattern

Electrical Specifications @ 25°C

Part Number	Inductance (nH)	Standard Tolerance	Q (Min.)	Test Frequency (MHz)	SRF (MHz MIN)	R _{dc} (Ω MAX)	I _{dc} (mA MAX)
PE-0201CC1N0STT	1.0	±0.3nH (S)	4	100	10000	0.11	470
PE-0201CC1N2STT	1.2	±0.3nH (S)	4	100	10000	0.12	450
PE-0201CC1N5STT	1.5	±0.3nH (S)	4	100	10000	0.13	430
PE-0201CC1N8STT	1.8	±0.3nH (S)	4	100	10000	0.16	390
PE-0201CC2N0STT	2.0	±0.3nH (S)	4	100	10000	0.17	380
PE-0201CC2N2STT	2.2	±0.3nH (S)	4	100	8800	0.19	360
PE-0201CC2N4STT	2.4	±0.3nH (S)	4	100	8300	0.20	350
PE-0201CC2N7STT	2.7	±0.3nH (S)	5	100	7700	0.21	340
PE-0201CC3N0STT	3.0	±0.3nH (S)	5	100	7200	0.22	330
PE-0201CC3N3STT	3.3	±0.3nH (S)	5	100	6700	0.23	320
PE-0201CC3N6STT	3.6	±0.3nH (S)	5	100	6400	0.25	310
PE-0201CC3N9STT	3.9	±0.3nH (S)	5	100	6000	0.27	300
PE-0201CC4N3STT	4.3	±0.3nH (S)	5	100	5700	0.30	280
PE-0201CC4N7STT	4.7	±0.3nH (S)	5	100	5300	0.30	280
PE-0201CC5N1STT	5.1	±0.3nH (S)	5	100	5000	0.33	270
PE-0201CC5N6STT	5.6	±0.3nH (S)	5	100	4600	0.36	260
PE-0201CC6N2JTT	6.2	±5% (J)	5	100	4200	0.38	250
PE-0201CC6N8JTT	6.8	±5% (J)	5	100	3900	0.39	250
PE-0201CC7N5JTT	7.5	±5% (J)	5	100	3600	0.41	230
PE-0201CC8N2JTT	8.2	±5% (J)	5	100	3400	0.45	230
PE-0201CC9N1JTT	9.1	±5% (J)	5	100	3200	0.48	220
PE-0201CC100JTT	10	±5% (J)	5	100	2900	0.51	220
PE-0201CC120JTT	12	±5% (J)	5	100	2700	0.68	190
PE-0201CC150JTT	15	±5% (J)	5	100	2300	0.71	180
PE-0201CC180JTT	18	±5% (J)	5	100	2100	0.81	170
PE-0201CC220JTT	22	±5% (J)	5	100	1800	1.0	150
PE-0201CC270JTT	27	±5% (J)	4	100	1800	1.35	120
PE-0201CC330JTT	33	±5% (J)	4	100	1700	1.47	110

USA 858 674 8100

Germany 49 7032 7806 0

Singapore 65 6287 8998

Shanghai 86 21 62787060

China 86 755 33966678

Taiwan 886 3 4356768

Electrical Specifications @ 25°C

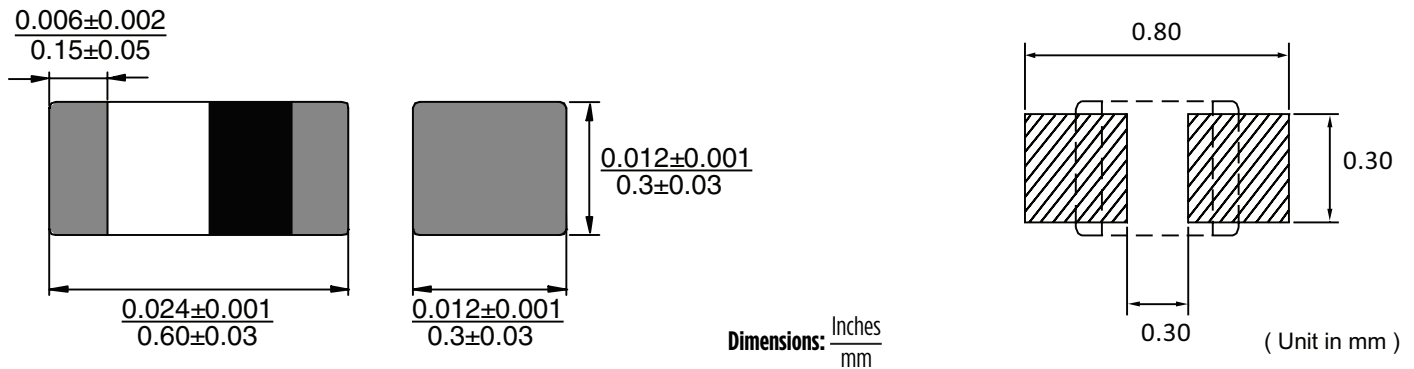
Part Number	Inductance (nH)	Standard Tolerance	Q (Min.)	Test Frequency (MHz)	SRF (MHz MIN)	R _{dc} (Ω MAX)	I _{dc} (mA MAX)
PE-0201CC390JTT	39	±5% (J)	4	100	1500	1.72	100
PE-0201CC470JTT	47	±5% (J)	4	100	1300	1.9	100
PE-0201CC560JTT	56	±5% (J)	4	100	1100	2.27	80
PE-0201CC680JTT	68	±5% (J)	4	100	1100	2.66	80
PE-0201CC820JTT	82	±5% (J)	4	100	1000	3.37	70
PE-0201CC101JTT	100	±5% (J)	4	100	900	3.74	60

Notes:

1. Inductance measured using a HP4286A RF Impedance Analyzer. (Please note that inductance information is not stamped on part, because of the extremely small size).
2. Q measured using a HP4291A RF Impedance Analyzer with a HP16193A Test Fixture.
3. SRF measured using a HP8753C Network Analyzer.
4. RDC measured using a Valhalla Scientific model 4100 ATC Digital Ohm meter.
5. Based on a 15°C maximum temperature rise.

Mechanical

0201CC Series



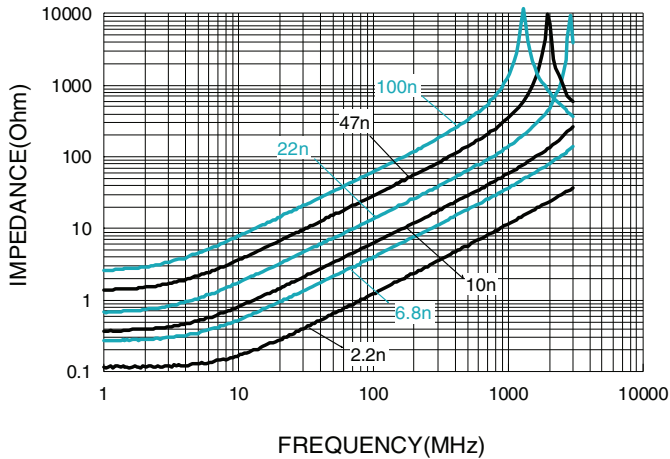
Unless otherwise specified,
all tolerances are $\pm \frac{.010}{0.25}$

Super High Frequency Ceramic RF Chip Inductors - 0603CC Series

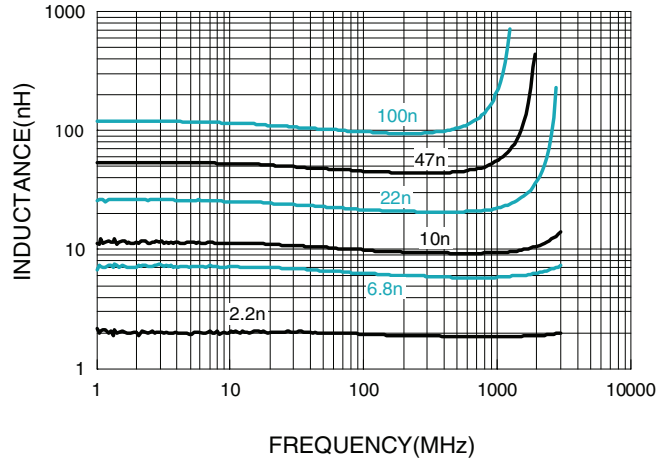
Characteristic Graphs

0201CC SERIES

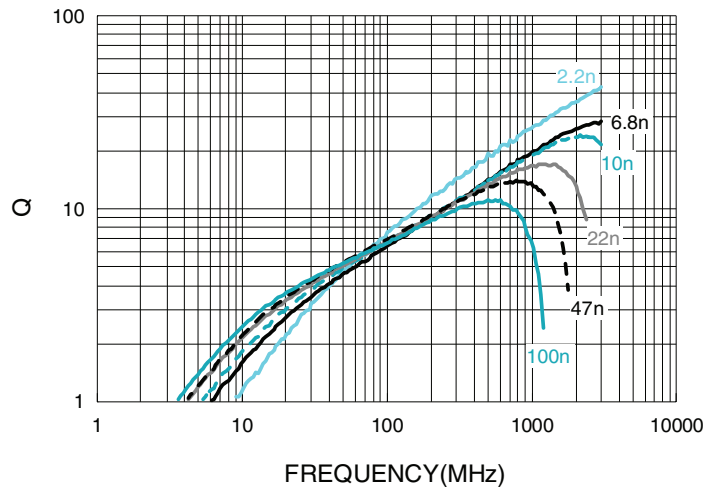
Impedance v.s. Frequency Characteristics



Inductance v.s. Frequency Characteristics



Q v.s. Frequency Characteristics



For More Information

Pulse Worldwide Headquarters
12220 World Trade Drive
San Diego, CA 92128
U.S.A.

Pulse Europe
Zeppelinstrasse 15
71083 Herrenberg
Germany

Pulse China Headquarters
B402, Shenzhen Academy of
Aerospace Technology Bldg.
10th Kejian Road
High-Tech Zone
Nanshan District
Shenzhen, PR China 518057

Pulse North China
Room 2704/2705
Super Ocean Finance Ctr.
2067 Yan An Road West
Shanghai 200336
China

Pulse South Asia
135 Joo Seng Road
#03-02
PM Industrial Bldg.
Singapore 368363

Pulse North Asia
3F, No. 198
Zhongyuan Road
Zhongli City
Taoyuan County 320
Taiwan R. O. C.
Tel: 886 3 4356768
Fax: 886 3 4356823 (Pulse)
Fax: 886 3 4356820 (FRE)

Tel: 858 674 8100
Fax: 858 674 8262

Tel: 49 7032 7806 0
Fax: 49 7032 7806 12

Tel: 86 755 33966678
Fax: 86 755 33966700

Tel: 86 21 62787060
Fax: 86 2162786973

Tel: 65 6287 8998
Fax: 65 6287 8998

Performance warranty of products offered on this data sheet is limited to the parameters specified. Data is subject to change without notice. Other brand and product names mentioned herein may be trademarks or registered trademarks of their respective owners. © Copyright, 2014. Pulse Electronics, Inc. All rights reserved.