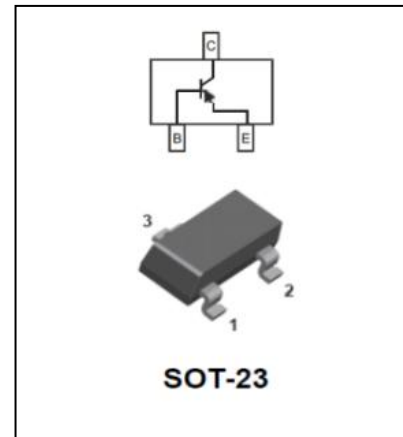


isc Silicon PNP Power Transistor
PMBTA92
DESCRIPTION

- Collector-Emitter sustaining Voltage
: $V_{CEO} = -300V(\text{Min})$
- Low current
- SOT-23 plastic package
- Minimum Lot-to-Lot variations for robust device performance and reliable operation

APPLICATIONS

- Telephony and professional communication equipment.


ABSOLUTE MAXIMUM RATINGS($T_a=25^\circ\text{C}$)

SYMBOL	PARAMETER	VALUE	UNIT
V_{CBO}	Collector-Base Voltage	-300	V
V_{CEO}	Collector-Emitter Voltage	-300	V
V_{EBO}	Emitter-Base Voltage	-6	V
I_C	Collector Current-Continuous	-300	mA
P_C	Total Power Dissipation @ $T_C=25^\circ\text{C}$	300	mW
T_J	Junction Temperature	150	$^\circ\text{C}$
T_{stg}	Storage Temperature Range	-55~150	$^\circ\text{C}$

isc Silicon PNP Power Transistor

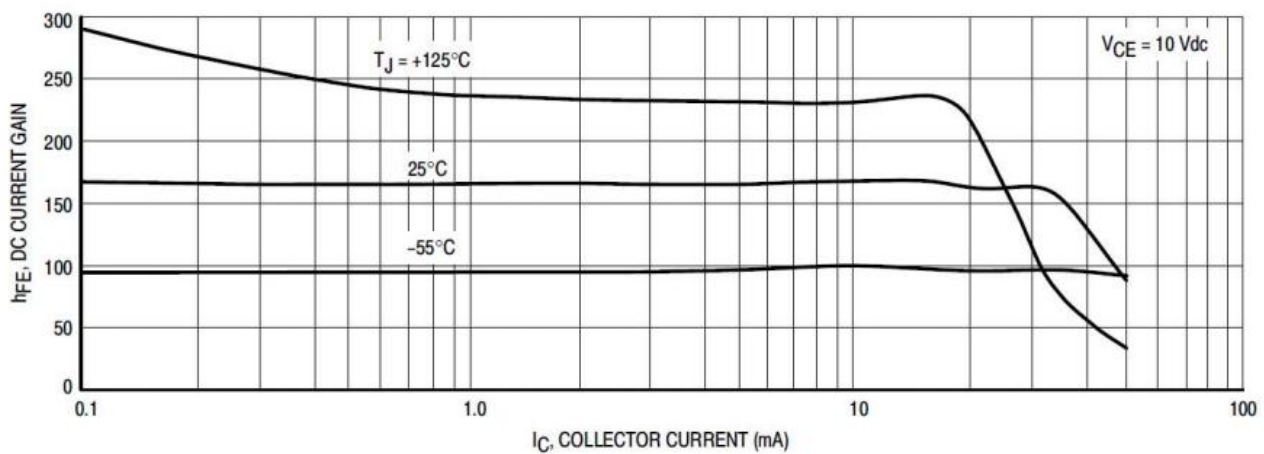
PMBTA92

ELECTRICAL CHARACTERISTICS

T_c=25°C unless otherwise specified

SYMBOL	PARAMETER	CONDITIONS	MIN	TYP.	MAX	UNIT
V _{(BR)CEO}	Collector-Emitter Breakdown Voltage	I _C = -1mA ; I _B = 0	-300			V
V _{CE(sat)}	Collector-Emitter Saturation Voltage	I _C = -20mA; I _B = -2mA			-0.2	V
V _{BE(sat)}	Base-Emitter Saturation Voltage	I _C = -20mA; I _B = -2mA			-0.9	V
I _{CBO}	Collector Cutoff Current	V _{CE} = -200V ; I _E = 0			-0.25	μA
I _{EBO}	Emitter Cutoff Current	V _{EB} = -6V; I _C = 0			-0.1	μA
h _{FE-1}	DC Current Gain	I _C =-1mA ; V _{CE} = -10V	60			
h _{FE-2}	DC Current Gain	I _C = -10mA ; V _{CE} = -10V	100		200	
h _{FE-3}	DC Current Gain	I _C = -30mA ; V _{CE} = -10V	60			
f _T	Transission Frequency	V _{CE} = -20V;I _C = -10mA ;f=30MHz	50			MHz

CHARACTERISTICS



isc Silicon PNP Power Transistor

PMBTA92

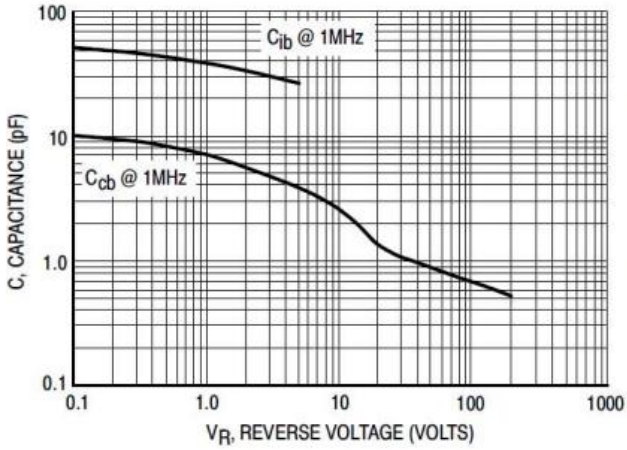


Figure 2. Capacitance

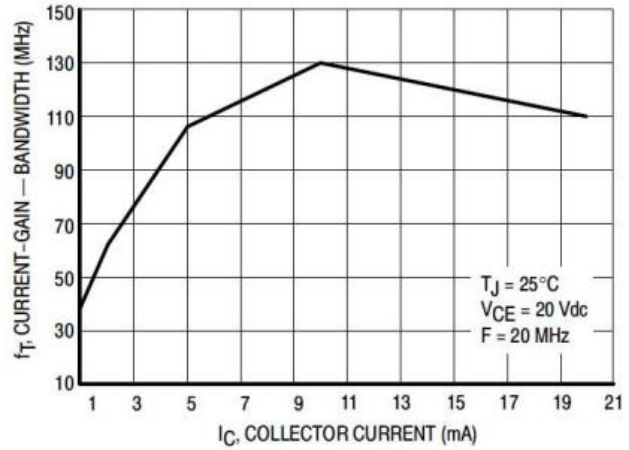
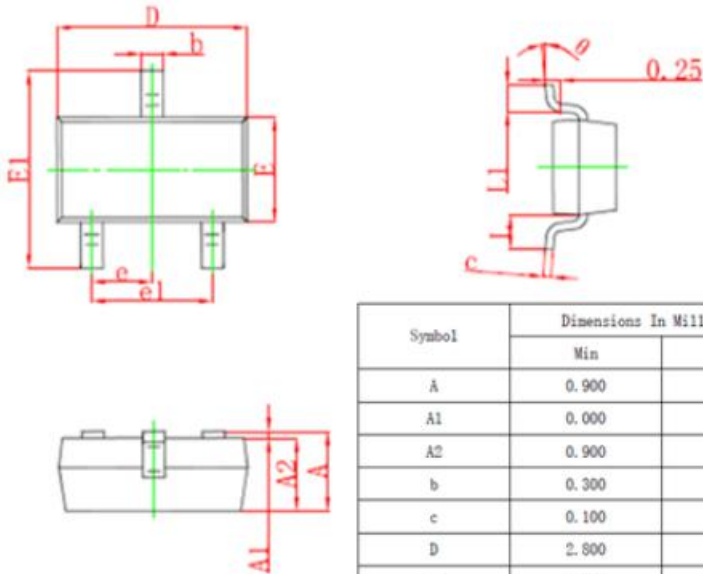


Figure 3. Current-Gain - Bandwidth

OUTLINE DIMENSIONS



Symbol	Dimensions In Millimeters		Dimensions In Inches	
	Min	Max	Min	Max
A	0.900	1.150	0.035	0.045
A1	0.000	0.100	0.000	0.004
A2	0.900	1.050	0.035	0.041
b	0.300	0.500	0.012	0.020
c	0.100	0.200	0.004	0.008
D	2.800	3.000	0.110	0.118
E	1.200	1.400	0.047	0.055
E1	2.250	2.550	0.089	0.100
e	0.950TYP		0.037TYP	
e1	1.800	2.000	0.071	0.079
L	0.550REF		0.022REF	
L1	0.300	0.500	0.012	0.020
ø	0"	S"	0"	S"