

- Pot cores are supplied in sets

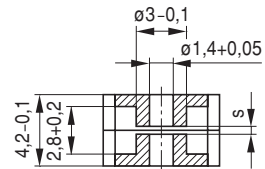
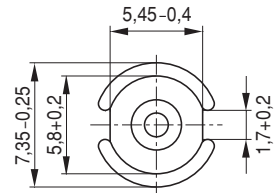
Magnetic characteristics (per set)

$$\Sigma l/A = 1,43 \text{ mm}^{-1}$$

$$l_e = 10 \text{ mm}$$

$$A_e = 7 \text{ mm}^2$$

$$V_e = 70 \text{ mm}^3$$

Approx. weight 0,5 g/set


FPK0040-A

Gapped

Material	A_L value nH	s approx. mm	μ_e	Ordering code -A with center hole
K1	$25 \pm 3 \%$	0,32	29	B65511-A25-A1
M33	$63 \pm 3 \%$	0,13	72	B65511-A63-A33
N48	$100 \pm 3 \%$	0,10	114	B65511-A100-A48

Ungapped

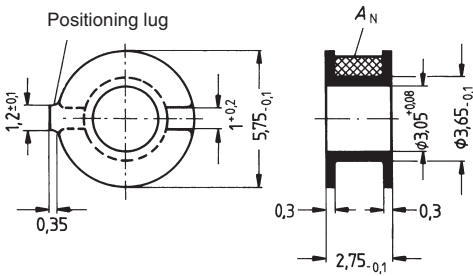
Material	A_L value nH	μ_e	Ordering code -A with center hole
N48	$1000 + 40/- 30 \%$	1137	B65511-A-Y48
N30	$2000 + 40/- 30 \%$	2280	B65511-A-Y30

Coil former with positioning lug

Material: GFR polyterephthalate (UL 94 V-0, insulation class to IEC 60085:
 F \triangleq max. operating temperature 155 °C), color code black

Winding: see "Processing Notes", page 155

Sections	A_N mm ²	l_N mm	A_R value $\mu\Omega$	Ordering code
1	2,2	14,6	240	B65512-C-T1



FPK0041-1

Mounting assembly for printed circuit boards

- The set comprises a terminal carrier and a yoke
- For snap-in connection

Coil former

- With thread for the adjusting screw

Material: GFR polyterephthalate (UL 94 V-0, insulation class to IEC 60085:
F \triangleq max. operating temperature 155 °C), color code black

Solderability: to IEC 60068-2-20, test Ta, method 1 (aging 3): 235 °C, 2 s

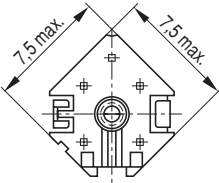
Resistance to soldering heat: to IEC 60068-2-20, test Tb, method 1B: 350 °C, 3,5 s

Yoke

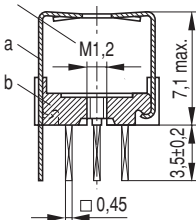
Spring yoke, made of tinned nickel silver (0,2 mm), with ground terminal

Complete mounting assembly (5 solder terminals)

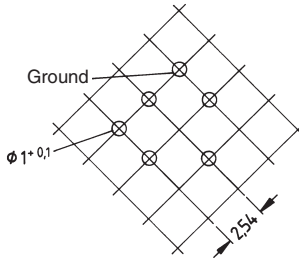
Ordering code: B65512-C2001



Thread for
adjusting screw



FPK0042-R



FPK0043-Z

- a) Yoke
b) Terminal carrier with 5 solder terminals

Herausgegeben von EPCOS AG

Marketing Kommunikation, Postfach 80 17 09, 81617 München, DEUTSCHLAND

© EPCOS AG 2000. Alle Rechte vorbehalten. Vervielfältigung, Veröffentlichung, Verbreitung und Verwertung dieser Broschüre und ihres Inhalts ohne ausdrückliche Genehmigung der EPCOS AG nicht gestattet.

Mit den Angaben in dieser Broschüre werden die Bauelemente spezifiziert, keine Eigenschaften zugesichert. Bestellungen unterliegen den vom ZVEI empfohlenen Allgemeinen Lieferbedingungen für Erzeugnisse und Leistungen der Elektroindustrie, soweit nichts anderes vereinbart wird.

Diese Broschüre ersetzt die vorige Ausgabe.

Fragen über Technik, Preise und Liefermöglichkeiten richten Sie bitte an den Ihnen nächstgelegenen Vertrieb der EPCOS AG oder an unsere Vertriebsgesellschaften im Ausland.

Bauelemente können aufgrund technischer Erfordernisse Gefahrstoffe enthalten. Auskünfte darüber bitten wir unter Angabe des betreffenden Typs ebenfalls über die zuständige Vertriebsgesellschaft einzuholen.

Published by EPCOS AG

Marketing Communications, P.O. Box 80 17 09, 81617 Munich, GERMANY

© EPCOS AG 2000. All Rights Reserved. Reproduction, publication and dissemination of this brochure and the information contained therein without EPCOS' prior express consent is prohibited.

The information contained in this brochure describes the type of component and shall not be considered as guaranteed characteristics. Purchase orders are subject to the General Conditions for the Supply of Products and Services of the Electrical and Electronics Industry recommended by the ZVEI (German Electrical and Electronic Manufacturers' Association), unless otherwise agreed.

This brochure replaces the previous edition.

For questions on technology, prices and delivery please contact the Sales Offices of EPCOS AG or the international Representatives.

Due to technical requirements components may contain dangerous substances. For information on the type in question please also contact one of our Sales Offices.