


Apr.1.2020 Copyright 2020 HIROSE ELECTRIC CO., LTD. All Rights Reserved.  
In case of consideration for using Automotive equipment / device which demand high reliability, kindly contact our sales window correspondents.

APPLICABLE STANDARD					
RATING	OPERATING TEMPERATURE RANGE	-35 °C TO +85°C (NOTE1)	STORAGE TEMPERATURE RANGE	-10 °C TO +60°C (NOTE3)	
	OPERATING HUMIDITY RANGE	20% TO 80% (NOTE2)	STORAGE HUMIDITY RANGE	40% TO 70% (NOTE3)	
	VOLTAGE	50 V AC/DC	UL RATING	VOLTAGE	50 V AC/DC
	CURRENT	AWG28 : 2.0A AWG30 : 1.5A AWG32 : 1.0A AWG34 : 0.8A	C-UL RATING 	CURRENT	AWG28 : 2.0A AWG30 : 1.5A AWG32 : 1.2A AWG34 : 1.0A
	APPLICABLE CONNECTOR	DF57H-3P-1.2V(##)		OPERATING TEMPERATURE RANGE	-35 °C TO +75°C (NOTE1)
APPLICABLE CONTACT	DF57-2830SCF DF57-3234SCF	INSULATION DIAMETER	AWG28 TO 34: $\phi$ 0.32~0.63 mm		

### SPECIFICATIONS

ITEM	TEST METHOD	REQUIREMENTS	QT	AT
------	-------------	--------------	----	----

#### CONSTRUCTION

GENERAL EXAMINATION	VISUALLY AND BY MEASURING INSTRUMENT.	ACCORDING TO DRAWING.	X	X
MARKING	CONFIRMED VISUALLY.		X	X

#### ELECTRIC CHARACTERISTICS

INSULATION RESISTANCE	100 V DC.	100 M $\Omega$ MIN.	X	—
VOLTAGE PROOF	500 V AC FOR 1 min.	NO FLASHOVER OR BREAKDOWN.	X	—


#### MECHANICAL CHARACTERISTICS

MECHANICAL OPERATION	30 TIMES INSERTION AND EXTRACTION.	NO DAMAGE, CRACK OR LOOSENESS OF PARTS.	X	—
VIBRATION	FREQUENCY 10 TO 55 Hz, SINGLE AMPLITUDE 0.75 mm, AT 10 CYCLES FOR 3 DIRECTION.	NO DAMAGE, CRACK OR LOOSENESS OF PARTS.	X	—
SHOCK	490 m/s <sup>2</sup> DURATION OF PULSE 11 ms AT 3 TIMES FOR 3 DIRECTIONS.			

#### ENVIRONMENTAL CHARACTERISTICS



DAMP HEAT(STEADY STATE)	EXPOSED AT 40 $\pm$ 2°C , 90 TO 95 % , 96 h. (AFTER LEAVING THE ROOM TEMPERATURE FOR 1-2h.)	① INSULATION RESISTANCE: 100 M $\Omega$ MIN. ② NO DAMAGE, CRACK OR LOOSENESS OF PARTS.	X	—
RAPID CHANGE OF TEMPERATURE	TEMPERATURE -55°C $\rightarrow$ +85°C TIME 30min $\rightarrow$ 30min UNDER 5 CYCLES. (THE TRANSFERRING TIME OF THE TANK IS 2-3 min) (AFTER LEAVING THE ROOM TEMPERATURE FOR 1-2h.)	① INSULATION RESISTANCE: 100 M $\Omega$ MIN. ② NO DAMAGE, CRACK OR LOOSENESS OF PARTS.	X	—

**REMARKS**  
 NOTE 1: INCLUDE THE TEMPERATURE RISING BY CURRENT.  
 NOTE 2:NO CONDENSING  
 NOTE 3:APPLY TO THE CONDITION OF LONG TERM STORAGE FOR UNUSED PRODUCTS BEFORE PCB ON BOARD, AFTER PCB BOARD, OPERATING TEMPERATURE AND HUMIDITY RANGE IS APPLIED FOR INTERIM STORAGE DURING TRANSPORTATION.

COUNT	DESCRIPTION OF REVISIONS	DESIGNED	CHECKED	DATE
 1	DIS-H-008817	TS. KUMAZAWA	TS. FUKUSHIMA	14. 06. 13

Unless otherwise specified, refer to IEC 60512.	APPROVED	KI. AKIYAMA	12. 02. 21
	CHECKED	HK. UMEHARA	12. 02. 21
	DESIGNED	TS. KUMAZAWA	12. 02. 20
	DRAWN	TS. KUMAZAWA	12. 02. 20

Note QT:Qualification Test AT:Assurance Test X:Applicable Test DRAWING NO. ELC4-332438-01

	SPECIFICATION SHEET	PART NO.	DF57H-3S-1. 2C	
	HIROSE ELECTRIC CO., LTD.	CODE NO.	CL666-0012-0-00	 1/1