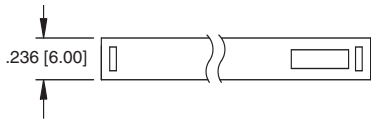
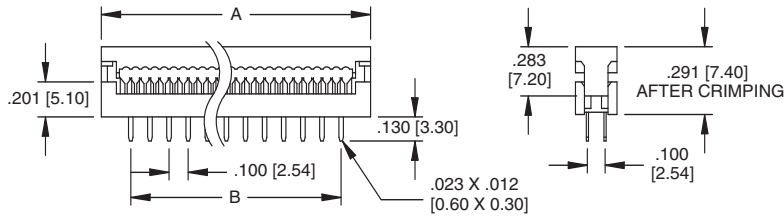


FTR SERIES

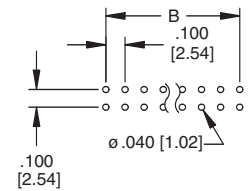
.100" X .100" (8P-64P)



A = .100 [2.54] x No. of Positions per row + .310 [7.88]
 B = .100 [2.54] x No. of Spaces per row




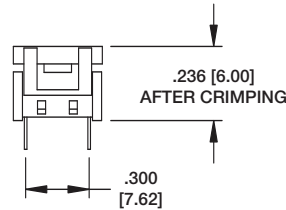
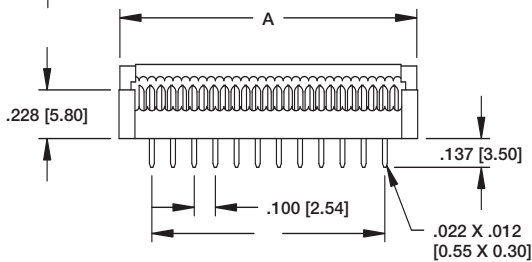
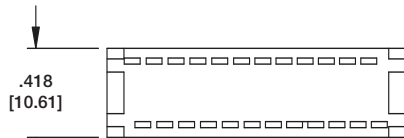
FTR-14-T



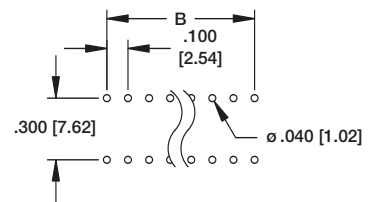
Recommended PCB Layout

FDP SERIES

.100" X .300" (8P-20P)




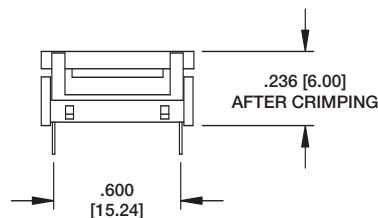
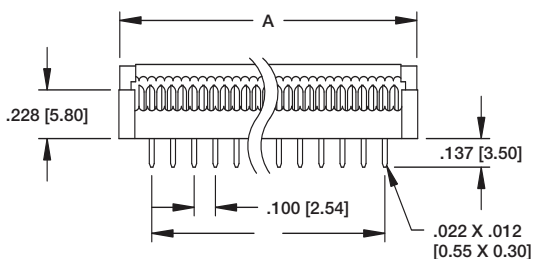
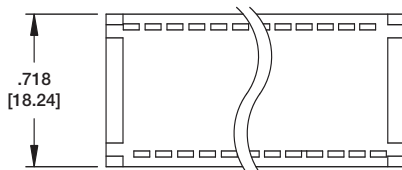
FDP-14-T



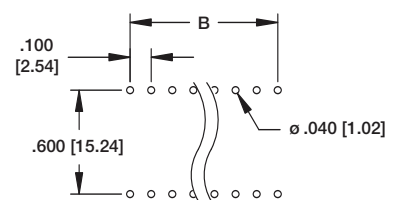
Recommended PCB Layout

FDP SERIES

.100" X .600" (24P-40P)



FDP-24-T



Recommended PCB Layout