

**PLEASE CHECK WWW.MOLEX.COM FOR LATEST PART INFORMATION**

**Part Number:** [0022031152](#)  
**Status:** **Active**  
**Description:** 2.50mm (.098") Pitch Header, Single Row, 11.10mm (.437") Mating Pin Length, 15 Circuits

**Documents:**

<a href="#">3D Model</a>	<a href="#">Product Specification PS-3022-004 (PDF)</a>
<a href="#">Drawing (PDF)</a>	<a href="#">Product Specification PS-99020-0088 (PDF)</a>
<a href="#">Product Specification PS-3022-003 (PDF)</a>	<a href="#">RoHS Certificate of Compliance (PDF)</a>

**Agency Certification**

UL E29179

**General**

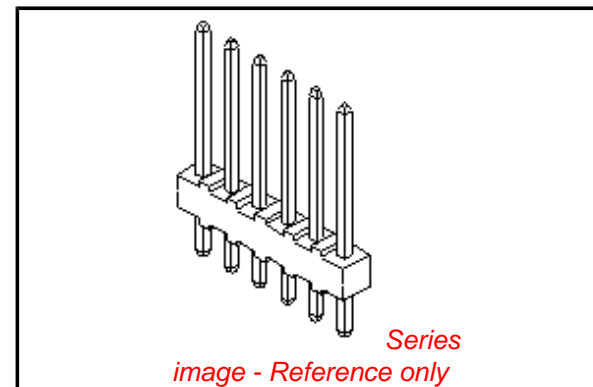
Product Family	PCB Headers
Series	<a href="#">3022</a>
Application	Wire-to-Board
Product Name	N/A

**Physical**

Breakaway	No
Circuits (Loaded)	15
Circuits (maximum)	15
Color - Resin	Natural (White)
Flammability	94V-0
Glow-Wire Compliant	No
Lock to Mating Part	None
Material - Metal	Brass
Material - Plating Mating	Tin
Material - Plating Termination	Tin
Material - Resin	Nylon
Number of Rows	1
Orientation	Vertical
PC Tail Length (in)	0.134 In
PC Tail Length (mm)	3.40 mm
PCB Locator	No
PCB Retention	None
PCB Thickness Recommended (in)	0.062 In
PCB Thickness Recommended (mm)	1.60 mm
Packaging Type	Bag
Pitch - Mating Interface (in)	0.098 In
Pitch - Mating Interface (mm)	2.50 mm
Plating min: Mating (µin)	200
Plating min: Mating (µm)	5
Plating min: Termination (µin)	200
Plating min: Termination (µm)	5
Polarized to Mating Part	No
Polarized to PCB	No
Shrouded	No
Stackable	No
Temperature Range - Operating	-40°C to +105°C
Termination Interface: Style	Through Hole

**Electrical**

Current - Maximum per Contact	3A
Voltage - Maximum	250V



**EU RoHS**

**ELV and RoHS Compliant**  
**REACH SVHC**  
 Not Reviewed  
**Halogen-Free Status**  
 Not Reviewed

**China RoHS**



**Need more information on product environmental compliance?**

Email [productcompliance@molex.com](mailto:productcompliance@molex.com)  
 For a multiple part number RoHS Certificate of Compliance, [click here](#)

Please visit the [Contact Us](#) section for any non-product compliance questions.

**Search Parts in this Series**

[3022Series](#)

**Mates With**

[5124](#)

**Solder Process Data**

Lead-free Process Capability

Wave Capable (TH only)

**Material Info**

Old Part Number

3022-15B

**Reference - Drawing Numbers**

Product Specification

PS-3022-003, PS-3022-004, PS-99020-0088

Sales Drawing

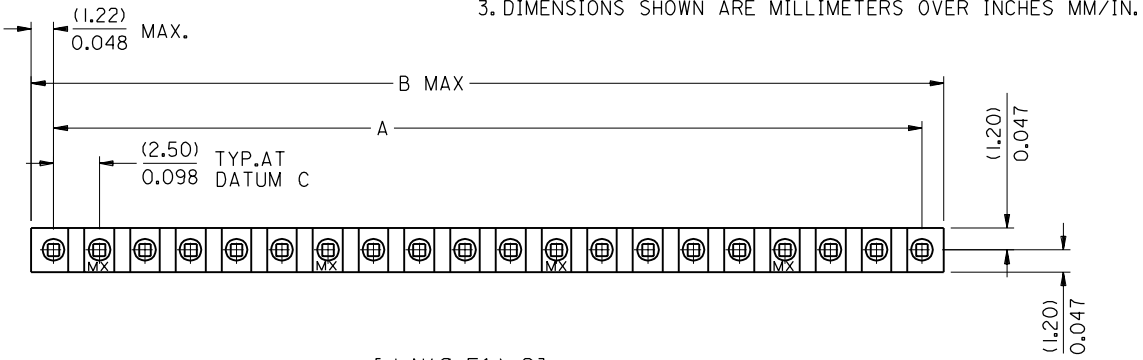
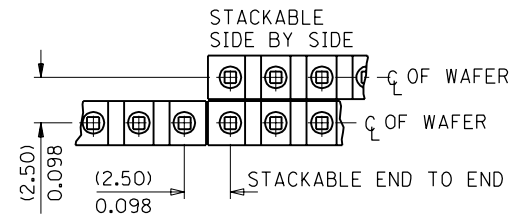
SDAE-3022-NB

This document was generated on 04/15/2010

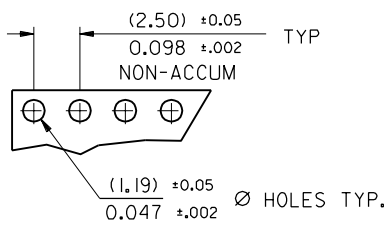
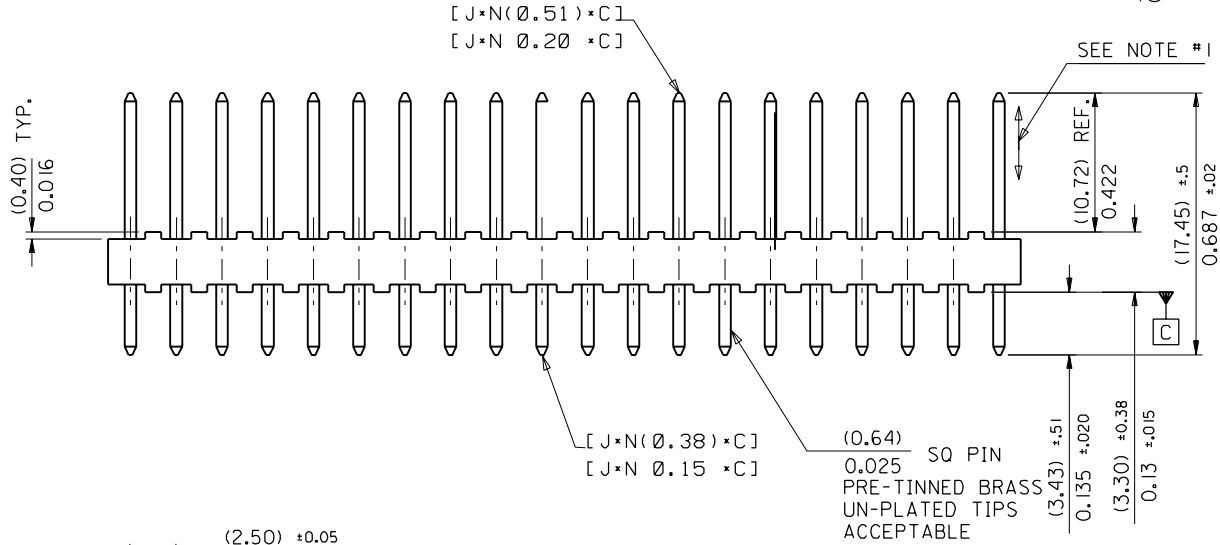
**PLEASE CHECK [WWW.MOLEX.COM](http://WWW.MOLEX.COM) FOR LATEST PART INFORMATION**

PART NO. 22-03-1-1-2  
 DWG. NO. SDAE-3022-NB

NOTES :  
 1. PIN PUSH OUT FORCE: 2 LBS. MIN.  
 2. PIN SOLDERABILITY PER MOLEX ENG. STD. No. 53  
 3. DIMENSIONS SHOWN ARE MILLIMETERS OVER INCHES MM/IN.



22-03-1202	AE-3022-20B	20	(47.5) ± 0.25	(49.9)
			1.870 ± 0.10	1.965
-1192	-19B	19	(45.0) ± 0.23	(47.4)
			1.772 ± 0.09	1.866
-1182	-18B	18	(42.5) ± 0.23	(44.9)
			1.674 ± 0.09	1.768
-1172	-17B	17	(40.0) ± 0.20	(42.4)
			1.575 ± 0.08	1.669
-1162	-16B	16	(37.5) ± 0.20	(39.9)
			1.477 ± 0.08	1.571
-1152	-15B	15	(35.0) ± 0.20	(37.4)
			1.378 ± 0.08	1.472
-1142	-14B	14	(32.5) ± 0.18	(34.9)
			1.280 ± 0.07	1.374
-1132	-13B	13	(30.0) ± 0.18	(32.4)
			1.181 ± 0.07	1.276
-1122	-12B	12	(27.5) ± 0.18	(29.9)
			1.083 ± 0.07	1.177
-1112	-11B	11	(25.0) ± 0.15	(27.4)
			0.984 ± 0.06	1.079
-1102	-10B	10	(22.5) ± 0.15	(24.9)
			0.886 ± 0.06	0.980
-1092	-9B	9	(20.0) ± 0.13	(22.4)
			0.787 ± 0.05	0.882
-1082	-8B	8	(17.5) ± 0.13	(19.9)
			0.689 ± 0.05	0.783
-1072	-7B	7	(15.0) ± 0.13	(17.4)
			0.591 ± 0.05	0.685
-1062	-6B	6	(12.5) ± 0.10	(14.9)
			0.492 ± 0.04	0.587
-1052	-5B	5	(10.0) ± 0.10	(12.4)
			0.394 ± 0.04	0.488
-1042	-4B	4	(7.5) ± 0.10	(9.9)
			0.295 ± 0.04	0.390
-1032	-3B	3	(5.0) ± 0.10	(7.4)
			0.197 ± 0.04	0.291
22-03-1022	AE-3022-2B	2	(2.5) ± 0.10	(4.9)
			0.098 ± 0.04	0.193
<b>PART No.</b>	<b>ENG. No.</b>	<b>NO OF CKTS.</b>	<b>DIM. A</b>	<b>DIM. B</b>



MAT'L: NYLON 6/6, 94V-0

REDRAWN ON CAD EC NO. E80290 DRWN: P. MOORE 98/01/29 CH'K: / / / / APPR: / / / /	QUALITY SYMBOLS MAJOR = ▽ CRITICAL = ▽ C = ▽	GENERAL TOLERANCES: (UNLESS SPECIFIED) mm INCH 4 PLACES ± 0. ±. 3 PLACES ± 0. ±.008 2 PLACES ± 0.2 ±.016 1 PLACE ± 0.4 ±. ANGULAR: ± 1/2°	SCALE 4 : 1 DESIGN UNITS <input checked="" type="checkbox"/> mm <input checked="" type="checkbox"/> INCH DRAWN BY & DATE P. MOORE 98/01/29 CHECKED BY & DATE O. COSTEL 98/04/08 APPROVED BY & DATE M. WILHIT 98/04/08	DIMENSIONS: <input checked="" type="checkbox"/> mm <input type="checkbox"/> INCH <input type="checkbox"/> mm ONLY TITLE: <b>WAFER-FLAT KK (2.5)/.098          0.025 SQ. PIN</b> MOLEX INCORPORATED	SHT REV REVISE ON CAD ONLY
DRAFT WHERE APPLICABLE MUST REMAIN WITHIN DIMENSIONS				THIS DRAWING CONTAINS INFORMATION THAT IS PROPRIETARY TO MOLEX INCORPORATED AND SHOULD NOT BE USED WITHOUT WRITTEN PERMISSION.	

RECOMMENDED P.C. BOARD HOLE DIMENSIONS