


PNP TRANSISTORS

Features:

- Power Amplifier Applications
- Complementary to 2SC5200
- High collector voltage: $V_{CEO} = -230V$ (min)
- Recommended for 100-W high-fidelity audio frequency amplifier Output stage

Note: Using continuously under heavy loads (e.g. the application of high temperature/current/voltage and the significant change in temperature, etc.) may cause this product to decrease in the reliability significantly even if the operating conditions (i.e. operating temperature/current/voltage, etc.) are within the absolute maximum ratings.



Absolute Maximum Ratings($T_c=25\text{ }^\circ\text{C}$):

Characteristics	Symbol	Rating	Unit
Collector-base voltage	V_{CBO}	-230	V
Collector-emitter voltage	V_{CEO}	-230	V
Emitter-base voltage	V_{EBO}	-7	V
Collector current	I_C	-17	A
Base current	I_B	-5	A
Collector power dissipation	P_C	180	W
Junction temperature	T_j	150	$^\circ\text{C}$
Storage temperature range	T_{STG}	-55-150	$^\circ\text{C}$

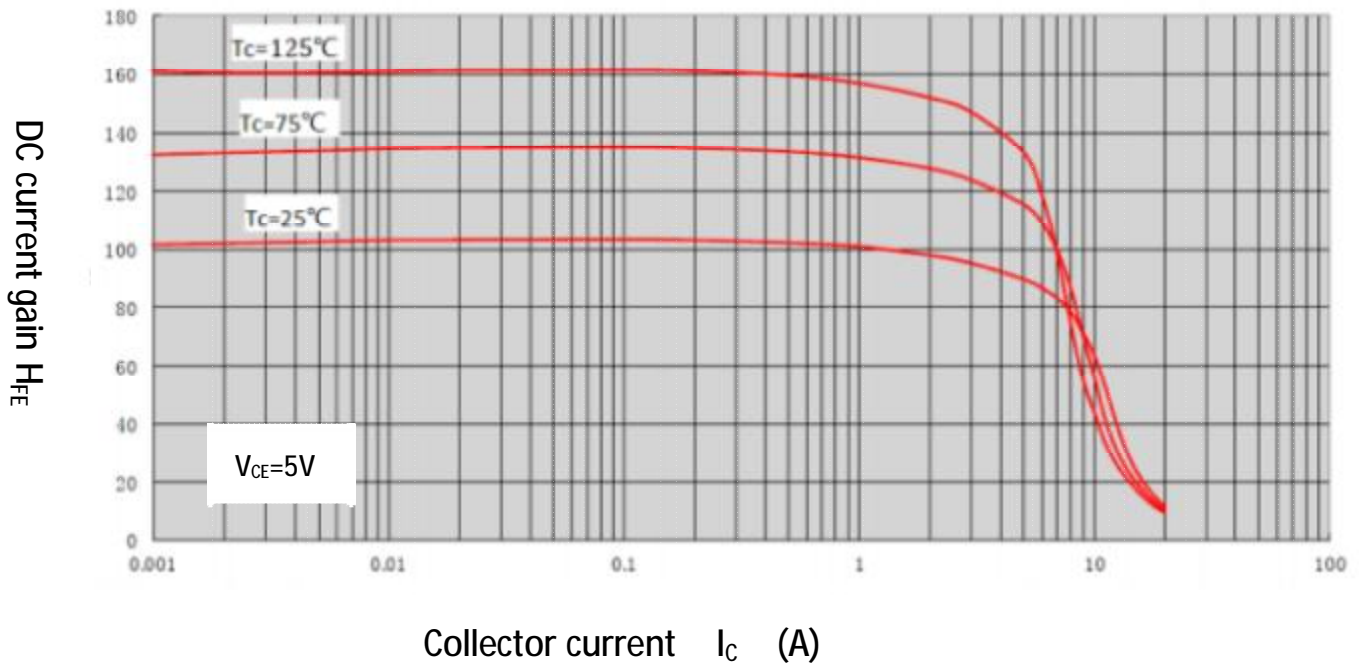
Electrical Characteristics $T_c = (25 \text{ } ^\circ\text{C})$:

Characteristics	Symbol	Test Condition	Min	Typ	Max	Unit
Collector cut-off current	I_{CBO}	$V_{CB} = -230V$; $I_E = 0$			-500	μA
Emitter cut-off current	I_{EBO}	$V_{EB} = -7V$; $I_C = 0$			-500	μA
Dc current gain	h_{FE}	$I_C = -5A$; $V_{CE} = -4V$	70		140	
Collector-emitter saturation voltage	$V_{CE(sat)}$	$I_C = -4A$; $I_B = -0.4A$			-0.5	V
Transition frequency	f_T	$V_{CE} = -10V$; $I_{CE} = -0.5A$; $f = 1MHz$		28		MHZ

Symbol	Parameter	Typ	Units
$R_{\theta JC}$	Junction-to-Case	0.68	$^\circ C/W$

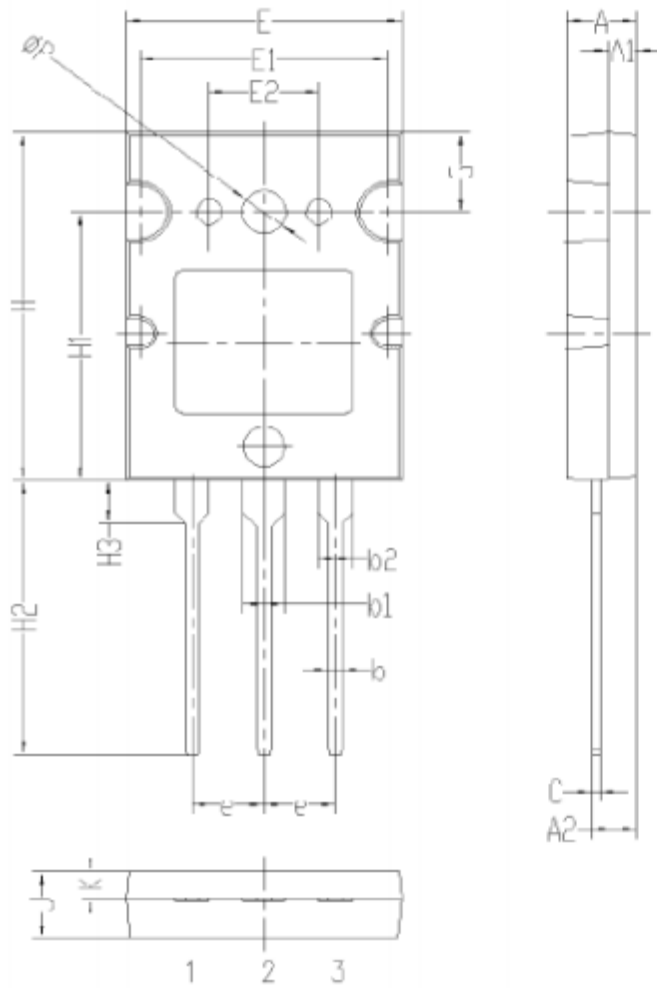
TYPICAL CHARACTERISTICS

$H_{FE} - I_C$



Package Information

TO-3PL PACKAGE



	单位: mm		
	MIN	NOM	MAX
A	4.8	5	5.2
A'	1.8	2	2.2
A2	3	3.2	3.4
b	0.8	1	1.2
b1	2.8	3	3.2
b2	2.3	2.5	2.7
c	0.4	0.6	0.8
e	5.25	5.45	5.65
E	19.8	20	20.2
E1	17.8	18	18.2
E2	7.8	8	8.2
H	25.8	26	26.2
H1	19.8	20	20.2
H2	20	20.5	21
H3	3.05	3.25	3.45
G	5.8	6	6.2
ØP	3.1	3.3	3.5
J	4.8	5	5.2
K	1.8	2	2.2