

# M1 THRU M7

## M1 THRU M7 Surface Mount General Purpose Silicon Rectifier

### General description

Surface Mount General Purpose Silicon Rectifier

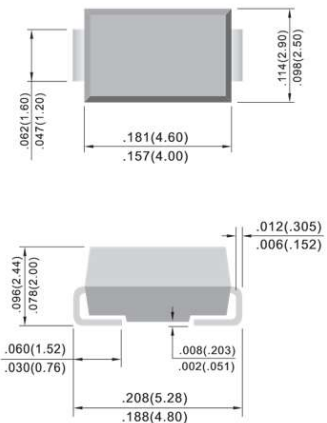
### FEATURES

- For surface mounted applications
- Low profile package
- Glass Passivated Chip Junction
- Easy to pick and place
- Lead free in comply with EU RoHS 2011/65/EU directives

### MECHANICAL DATA

- Case: SMA
- Terminals: Solderable per MIL-STD-750, Method 2026
- Approx. Weight: 0.055g / 0.002oz

SMA/DO-214AC



Unit: inch (mm)

### Absolute Maximum Ratings ( $T_a=25^\circ\text{C}$ unless otherwise specified)

Single phase half-wave 60 Hz, resistive or inductive load, for capacitive load current derate by 20 %.

Parameter	Symbols	M1	M2	M3	M4	M5	M6	M7	Units
Marking Code	Mark	M1	M2	M3	M4	M5	M6	M7	N/A
Maximum Repetitive Peak Reverse Voltage	$V_{RRM}$	50	100	200	400	600	800	1000	V
Maximum RMS voltage	$V_{RMS}$	35	70	140	280	420	560	700	V
Maximum DC Blocking Voltage	$V_{DC}$	50	100	200	400	600	800	1000	V
Maximum Average Forward Rectified Current	$I_{F(AV)}$	1							A
Peak Forward Surge Current 8.3 ms Single Half Sine Wave Superimposed on Rated Load	$I_{FSM}$	30							A
Maximum Instantaneous Forward Voltage at 1 A	$V_F$	1.1							V
Maximum DC Reverse Current $T_a = 25^\circ\text{C}$ at Rated DC Blocking Voltage $T_a = 125^\circ\text{C}$	$I_R$	5 50							$\mu\text{A}$
Maximum Reverse Recovery Time(Note 1) $T_J=25^\circ\text{C}$	$T_{rr}$	2							$\mu\text{s}$
Typical Junction Capacitance (Note 2)	$C_j$	12							pF
Maximum Thermal Resistance(Note 3) $R_{\theta JA}$	$R_{\theta JA}$	30							$^\circ\text{C/W}$
Operating and Storage Temperature Range	$T_j, T_{stg}$	-55 ~ +150							$^\circ\text{C}$

NOTES: 1. Reverse Recovery Test Conditions:  $I_F=0.5\text{A}$ ,  $I_R=1.0\text{A}$ ,  $I_{rr}=0.25\text{A}$

2. Measured at 1 MHz and applied  $V_r = 4.0$  volts.

3. 8.0 mm<sup>2</sup> ( .013mm thick ) land areas.

## Typical Characteristics

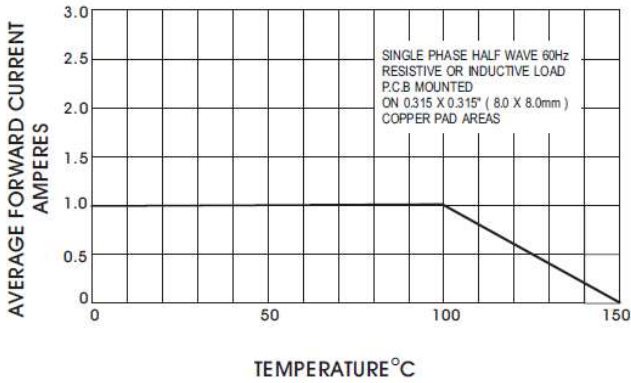


Fig. 1 - DERATING CURVE FOR OUTPUT RECTIFIED CURRENT

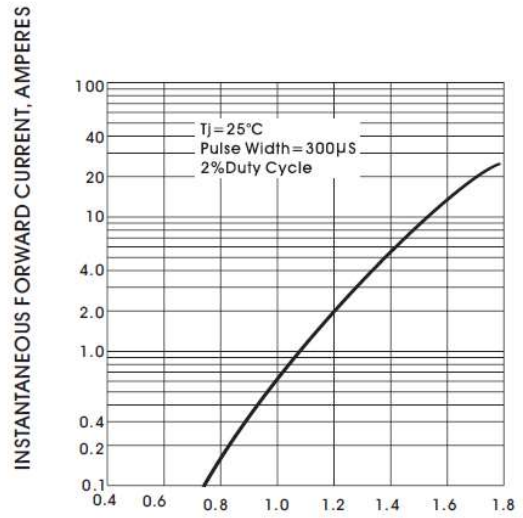


Fig. 2- TYPICAL INSTANTANEOUS FORWARD CHARACTERISTICS PER ELEMENT

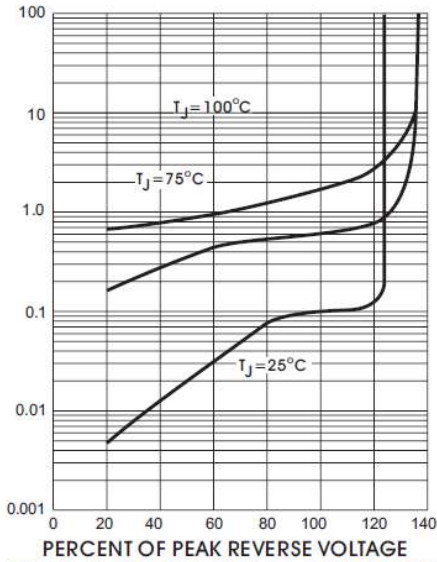


Fig. 3- TYPICAL REAK REVERSE CHARACTERISTICS

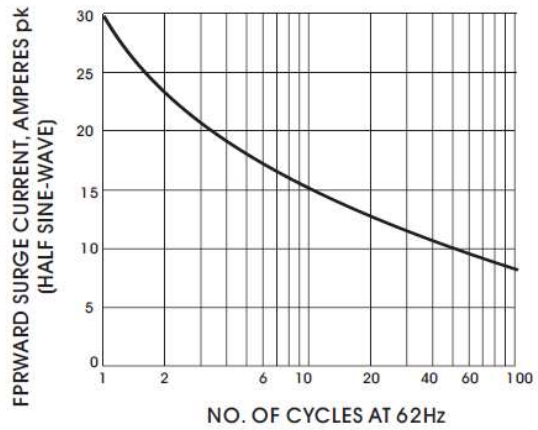


Fig. 4- MAXIMUM NON-REPETITIVE PEAK FORWARD SURGE CURRENT

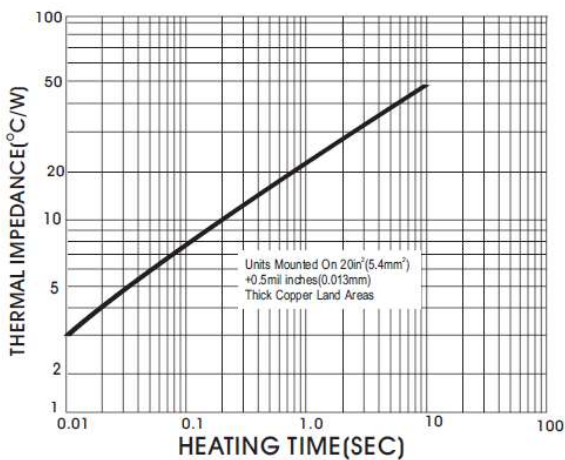


Fig. 5- TRANSIENT THERMAL IMPEDANCE

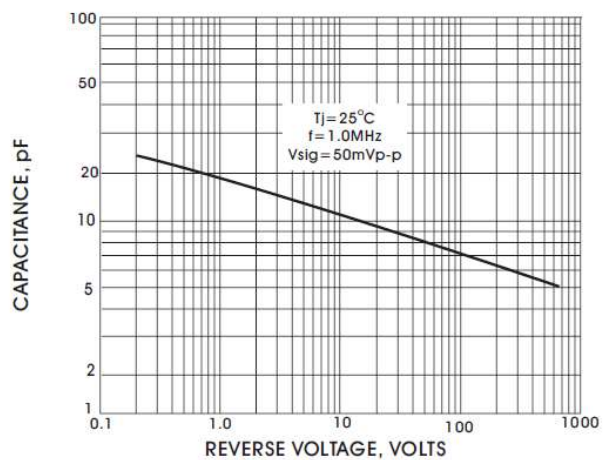
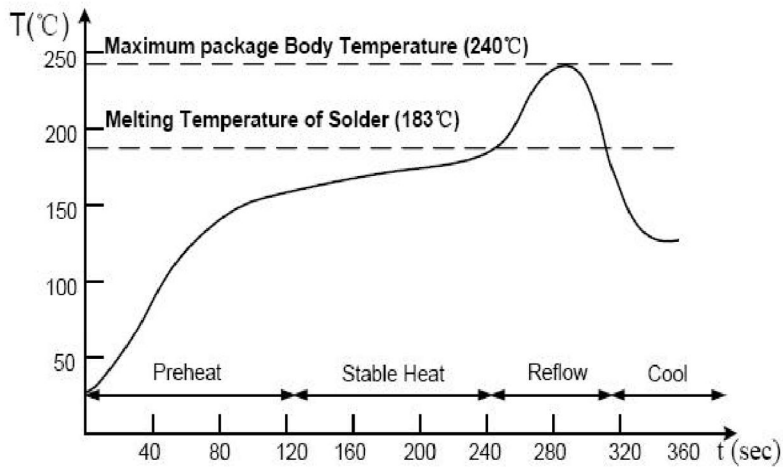


Fig. 6- TYPICAL JUNCTION CAPACITANCE PER ELEMENT

# M1 THRU M7

## Suggested Soldering Temperature Profile

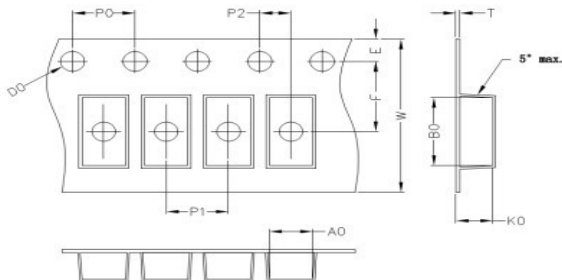


### Note

- ◆ Recommended reflow methods: IR, vapor phase oven, hot air oven, wave solder.
- ◆ The device can be exposed to a maximum temperature of 265°C for 10 seconds.
- ◆ Devices can be cleaned using standard industry methods and solvents.
- ◆ If reflow temperatures exceed the recommended profile, devices may not meet the performance requirements.

## Package Information

### Carrier Dimension(mm)



A0	B0	K0	D0	E	F
2.80	5.30	2.36	1.55	1.75	5.50
P0	P1	P2	T	W	Tolerance
4.0	4.0	2.0	0.25	12	0.1

### Package Specifications

Package	Reel Size	Reel DIA. (mm)	Q'TY/Reel (Kpcs)	Box Size (mm)	QTY/Box (Kpcs)	Carton Size (mm)	Q'TY/Carton (Kpcs)
SMA	7'	178	2	180*180*73	8	380*200*200	80
	11'	280	5	288*288*38	10	355*310*310	80

## **Important Notice and Disclaimer**

DOESHARE has used reasonable care in preparing the information included in this document, but DOESHARE does not warrant that such information is error free. DOESHARE assumes no liability whatsoever for any damages incurred by you resulting from errors in or omissions from the information included herein.

DOESHARE no warranty, representation or guarantee regarding the documents, circuits and products specification, DOESHARE reservation rights to make changes for any documents, products, circuits and specifications at any time without notice.

Purchasers are solely responsible for the choice, selection and use of the DOESHARE products and services described herein, and DOESHARE assumes no liability whatsoever relating to the choice, selection or use of the products and services described herein.

No license, express or implied, by implication or otherwise under any intellectual property rights of DOESHARE.

Resale of DOESHARE products with provisions different from the statements and/or technical features set forth in this document shall immediately void any warranty granted by DOESHARE for the DOESHARE product or service described herein and shall not create or extend in any manner whatsoever, any liability of DOESHARE.