

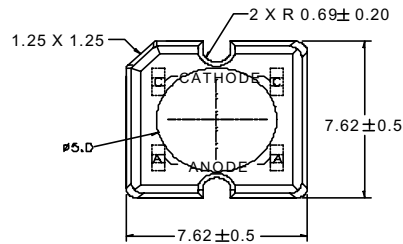


**BVZ-922QT4**

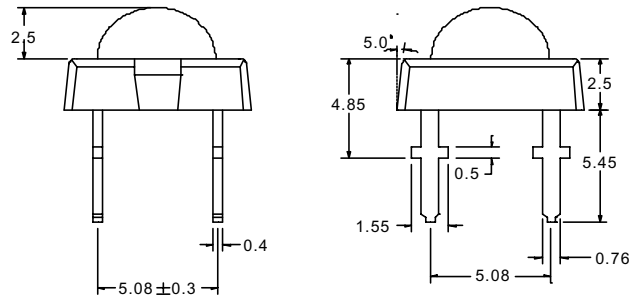
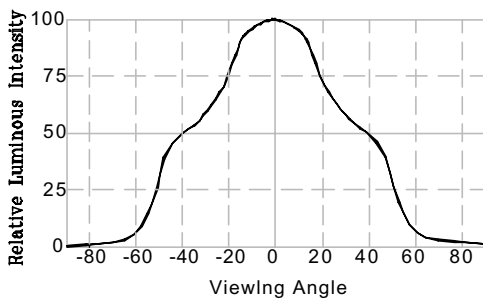
**PACKAGE CONFIGURATION**

**DESCRIPTION**

Dice Material : AllnGaP Red  
Light Color : Red Color  
Lens Color : Water Transparent



**RADIATION PATTERN**



Tolerance ± 0.25 mm

**ABSOLUTE MAXIMUM RATINGS AT Ta = 25 °C**

PARAMETER	MAX.	UNIT
Power Dissipation	224	mW
Continuous Forward Current	70	mA
Peak Forward Current ( 1/10 Duty Cycle , 0.1ms Pulse Width )	100	mA
Reverse Voltage	5	V
Derating Linear From 50° C	0.9	mA/°C
Operating Temperature Range	-40 to + 100	°C
Storage Temperature Range	-55 to + 100	°C
LED Junction Temperature	125	°C
Soldering Preheat Temperature	100 °C for 30 seconds	
Lead Solder Temperature ( 1.5mm Below Seating Plane )	260 °C for 5 seconds	

**ELECTRICAL / OPTICAL CHARACTERISTICS AT Ta = 25 °C**

SYMBOL	PARAMETER	TEST COND.	MIN.	TYP.	MAX.	UNIT
V <sub>F</sub>	Forward Voltage	I <sub>F</sub> = 70mA		2.6	3.2	V
I <sub>R</sub>	Reverse Current	V <sub>R</sub> = 5V			100	μA
λ <sub>p</sub>	Peak Emission Wavelength	I <sub>F</sub> = 70mA		640		nm
λ <sub>d</sub>	Dominant Wavelength	I <sub>F</sub> = 70mA		630		nm
2θ <sub>1/2</sub>	Viewing Angle	I <sub>F</sub> = 70mA		80		Deg
I <sub>V</sub> / Φ <sub>V</sub>	Luminous Intensity / Total Flux			0.6		cd/lm
R <sub>θ j-pin</sub>	Thermal Resistance			125		°C/W

**BIN GRADE LIMITS ( I<sub>F</sub> = 70 mA ) Total Flux / lm**

Bin	E	F	G	H	I	J
Min.	2.2	2.8	3.6	4.7	6.0	7.8
Max.	2.8	3.6	4.7	6.0	7.8	10.0

Tolerance ± 15%lm

\*Bright View reserves the rights to alter specifications and remove availability of products at any time without notice.

\*Dominant Wavelength, λ<sub>d</sub> is according to CIE Chromaticity Diagram base on color of the device.

\*θ<sub>1/2</sub> is the off-axis angle where the luminous intensity is one half the on-axis intensity.



# AlInGaP LED

## TYPICAL ELECTRICAL/OPTICAL CHARACTERISTIC CURVES

FIG. 1 Forward Current Vs. Forward Voltage

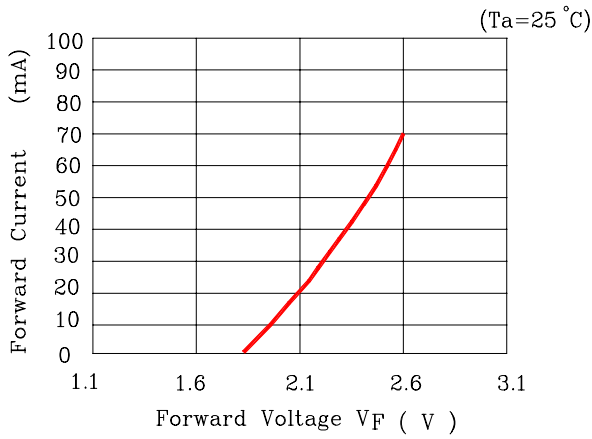


FIG. 2 Relative Total Flux Vs. Forward Current

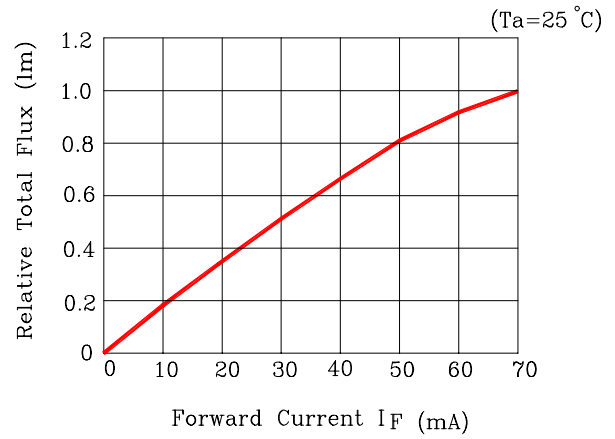


FIG. 3 Forward Voltage VS. Temperature

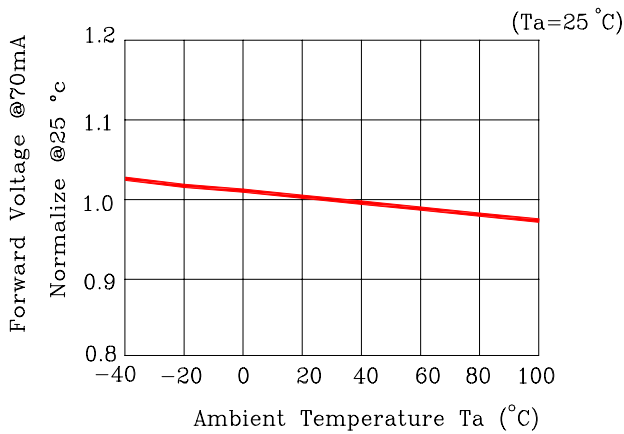


FIG. 4 Relative Total Flux vs. Temperature

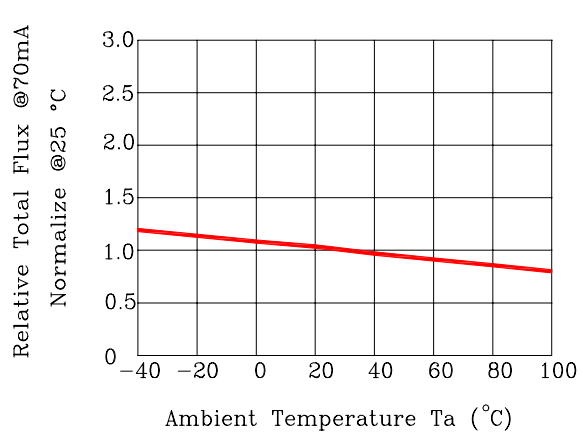


FIG. 5 Relative Intensity vs. Wavelength ( $\lambda_p$ )

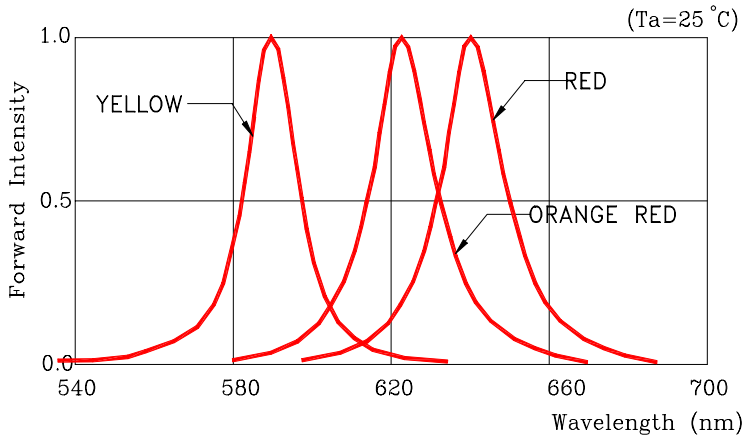
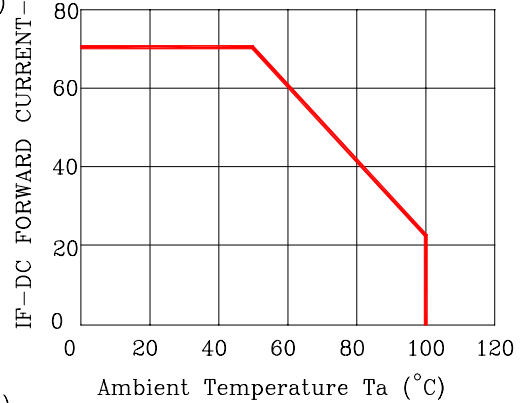
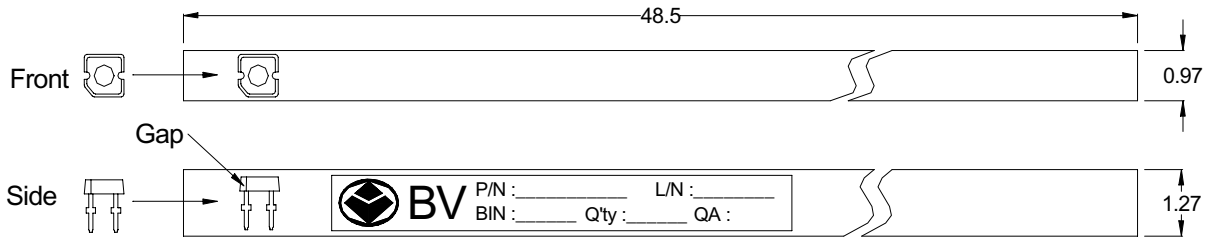


FIG. 6 Maximum Forward Current vs. Ambient Temperature. Derating Based on  $T_{MAX}=125^{\circ}C$





Tube  
Dimension(cm): 1.27\* 0.97\* 48.5  
60PCS / Tube

BOX  
Dimension(cm): 10.5 \* 13.5 \* 50.5  
100 Tubes / Box  
Box : 6,000PCS

**Bright View** Electronics Co.,Ltd.

PART NO.:   BVZ-91XXXX  

LOT NO.:                   

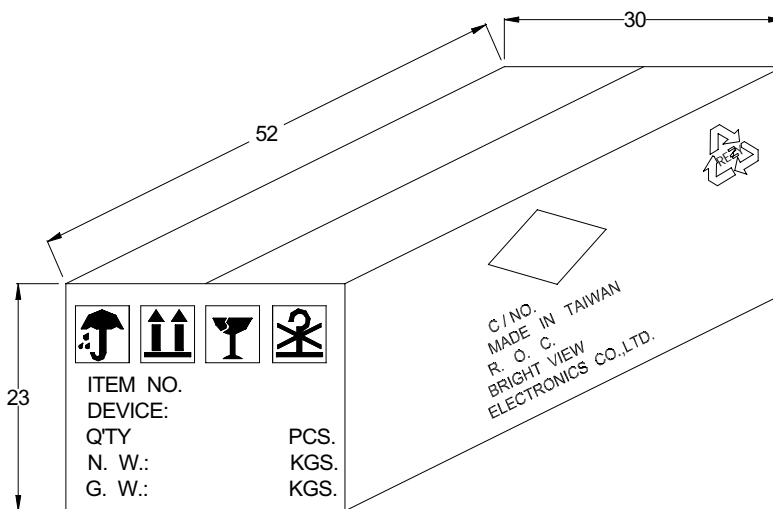
GRADE:   X-     Δ   -   ■  

Q'ty            pcs   QA  

X: Bin grade  
Δ: Wavelength  
■: Vf

TYPE		
Q'TY		PCS
N.W		KGS
G.W		KGS
C.NO		

CARTON  
Dimension(cm): 23\*30\*52



4 Boxes / Carton  
Total : 24,000PCS