

**Inolux 3mm Super Bright Through Hole Lamp
HV-3XX40/80 Series**

Official Product	HV-3XX40/80 series	Customer Part No.		Data Sheet No.
	*****	*****		HV-3XX40/80 series
Specifications are subject to change without notice. Data and drawings herein are copyrighted.		June 26, 2013	Version of 1.0	Page 1/12

DISCLAIMER

INOLUX reserves the right to make changes without further notice to any products herein to improve reliability, function or design. INOLUX does not assume any liability arising out of the application or use of any product or circuit described herein; neither does it convey any license under its patent rights, nor the rights of others.

LIFE SUPPORT POLICY

INOLUX's products are not authorized for use as critical components in life support devices or systems without the express written approval of the President of INOLUX or INOLUX INTERNATIONAL. As used herein:

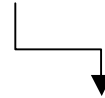
1. Life support devices or systems are devices or systems which, (a) are intended for surgical implant into the body, or (b) support or sustain life, and (c) whose failure to perform when properly used in accordance with instructions for use provided in the labeling, can be reasonably expected to result in a significant injury of the user.

2. A critical component in any component of a life support device or system whose failure to perform can be reasonably expected to cause the failure of the life support device or system, or to affect its safety or effectiveness.

Official Product	HV-3XX40/80 series	Customer Part No.		Data Sheet No.
	*****	*****		HV-3XX40/80 series
Specifications are subject to change without notice. Data and drawings herein are copyrighted.		June 26, 2013	Version of 1.0	Page 2/12

Orderable Information

H V - 3 X X X 0 - Y Y Y Y

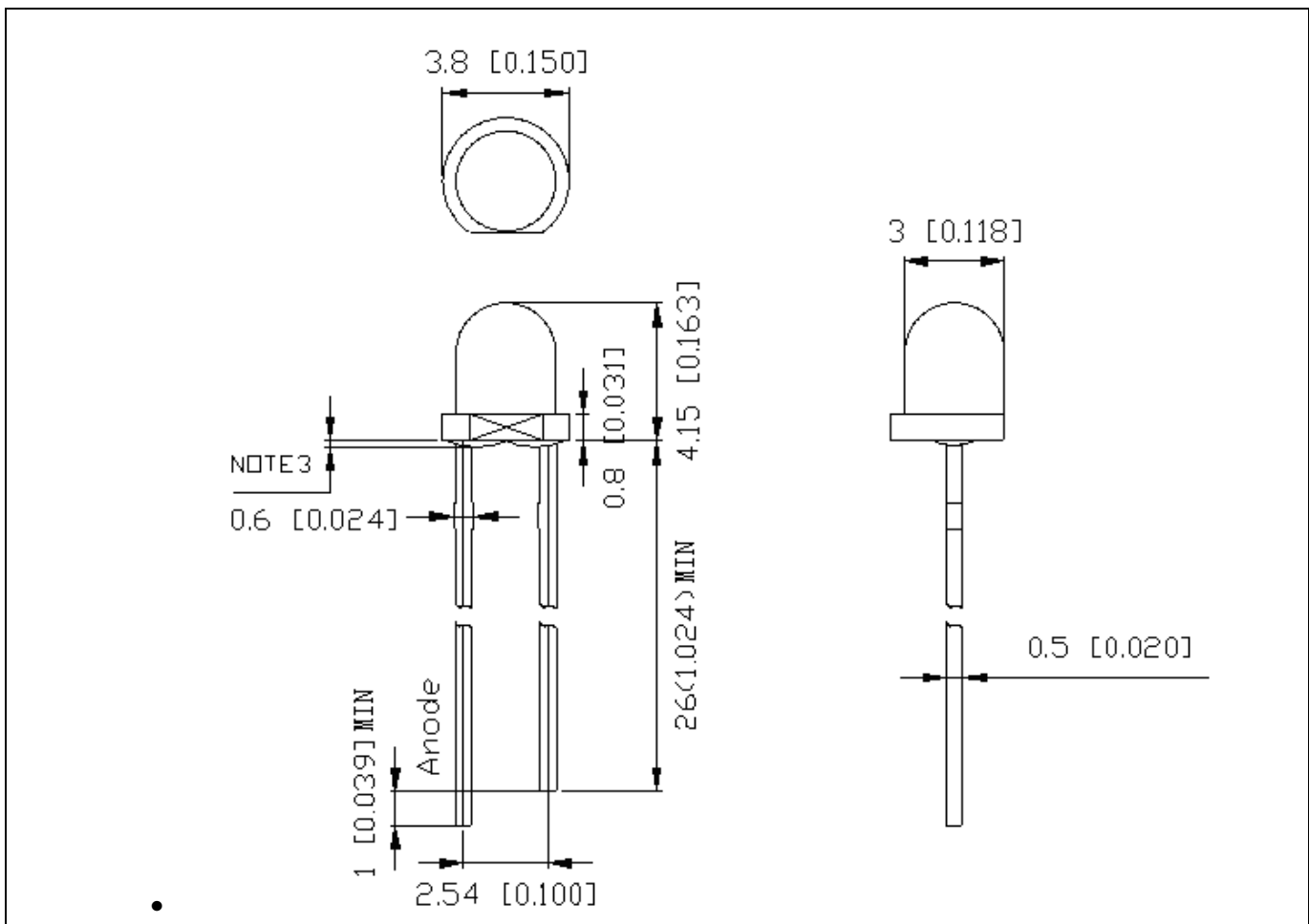


Series Name	Color Code	Customer Code
HV= Inolux Through Hole Lamp	3UR80 = 624nm Red, 3mm clear lens 3UBG40 = 505nm Bluish Green, 3mm clear lens 3UTG40 = 525nm True Green, 3mm clear lens 3UY80 = 590nm Yellow, 3mm clear lens 3UA80 = 605nm Amber, 3mm clear lens 3UB40 = 470nm Blue, 3mm clear lens 3W40 = White, 3mm clear lens	YYYY = Customer code

Official Product	HV-3XX40/80 series	Customer Part No.	Data Sheet No.
	*****	*****	HV-3XX40/80 series
Specifications are subject to change without notice. Data and drawings herein are copyrighted.	June 26, 2013	Version of 1.0	Page 3/12

Features:

- Stable Color
- Popular 3mm through hole package, 4.15mm lens height.
- Water clear lens
- InGaN and AlInGaP technology
- Solid state reliability
- Special packaging available upon request
-



-All Dimensions are in millimeters

-Tolerance = +/- 0.25mm

Official Product	HV-3XX40/80 series	Customer Part No.	Data Sheet No.
	*****	*****	HV-3XX40/80 series
Specifications are subject to change without notice. Data and drawings herein are copyrighted.	June 26, 2013	Version of 1.0	Page 4/12

Absolute Maximum Ratings at Ta=25C

Parameter	Symbol	AlInGaP Material	InGaN Material	Unit
Power Dissipation	P _d	62	90	mW
Reverse Voltage	V _r	5	5	V
Forward Current	I _F	25	25	mA
Reverse Current	I _r	10	10	μA
Peak Current (1/10 Duty Cycle, 0.1ms pulse width)	I _F (Peak)	100	100	mA
Operating Temperature Range	T _{opr}	-40 to +85		° C
Storage Temperature Range	T _{stg}	-40 to +100		° C
Lead Soldering Temp	T _{sol}	260		° C

Official Product	HV-3XX40/80 series	Customer Part No.		Data Sheet No.
	*****	*****		HV-3XX40/80 series
Specifications are subject to change without notice. Data and drawings herein are copyrighted.		June 26, 2013	Version of 1.0	Page 5/12

Electrical and Optical Characteristic (@ 25 degree C)

Parameter	3UR80	3UBG40	3UTG40	3UY80	Test Condition
Luminous Intensity:					
Min (mcd)	160	600	780	210	If=20mA
Typ (mcd)	380	1800	1800	400	If=20mA
Forward voltage (Vf)					
Typ	2.0	3.3	3.3	2.0	If=20mA
Max	2.4	3.8	3.8	2.4	If=20mA
Dominant Wavelength (nm)	624	505	525	590	If=20mA
Viewing angle	80	40	40	80	If=20mA

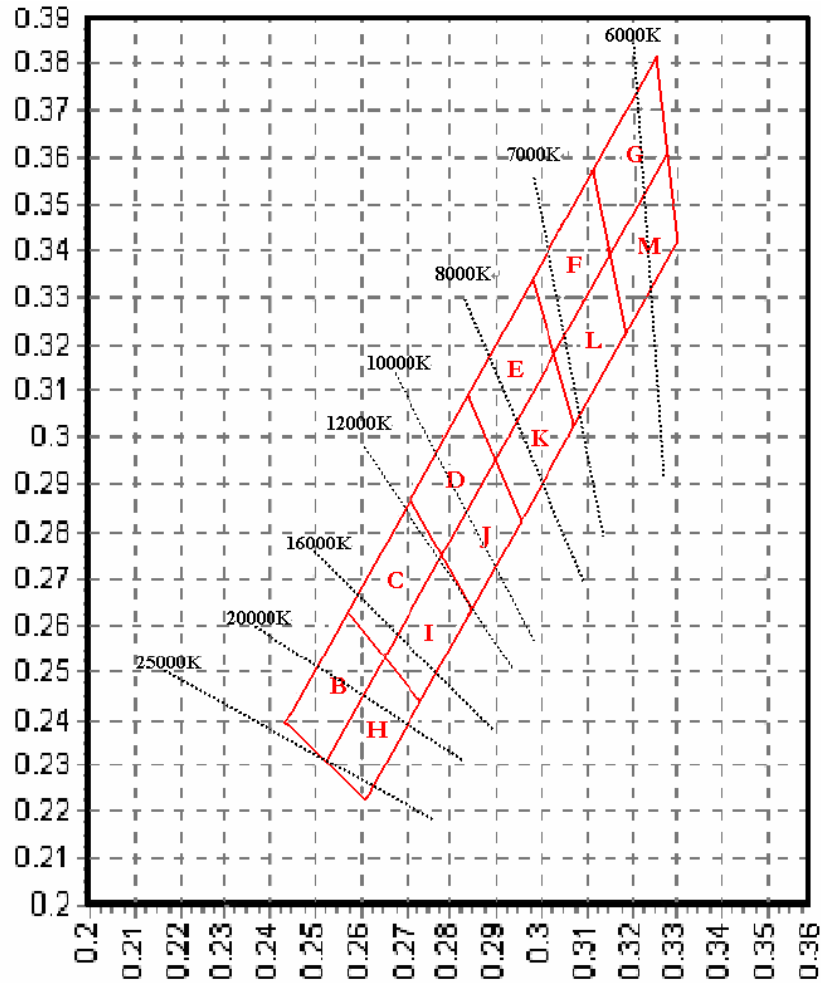
- Brightness tolerance = +/- 10%

Parameter	3UA80	3UB40	3W40	Test Condition
Luminous Intensity:				
Min (mcd)	90	460	2700	If=20mA
Typ (mcd)	220	1300	3800	If=20mA
Forward voltage (Vf)				
Typ	2.0	3.3	3.3	If=20mA
Max	2.4	3.8	3.8	If=20mA
Dominant Wavelength (nm)	605	470	X=0.30 Y=0.31	If=20mA
Viewing angle	80	40	40	If=20mA

- Brightness tolerance = +/- 10%

Official Product	HV-3XX40/80 series	Customer Part No.		Data Sheet No.
	*****	*****		HV-3XX40/80 series
Specifications are subject to change without notice. Data and drawings herein are copyrighted.		June 26, 2013	Version of 1.0	Page 6/12

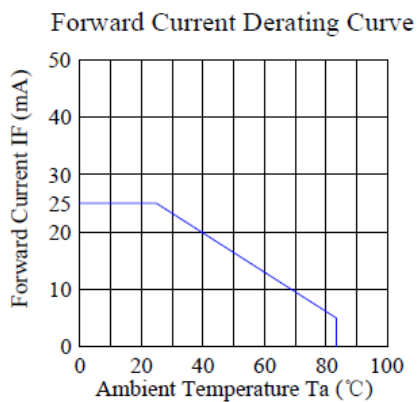
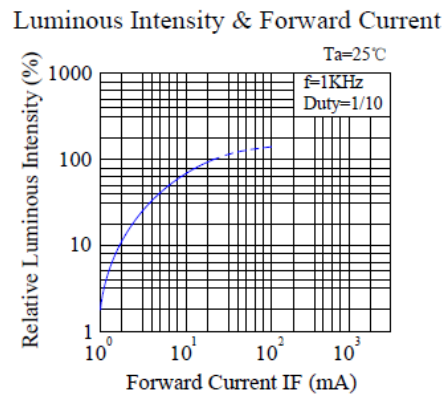
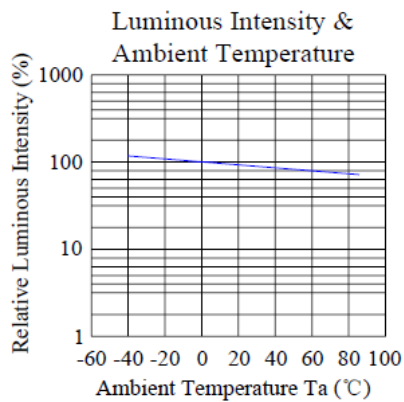
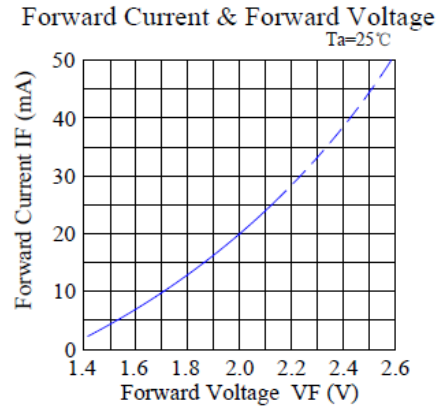
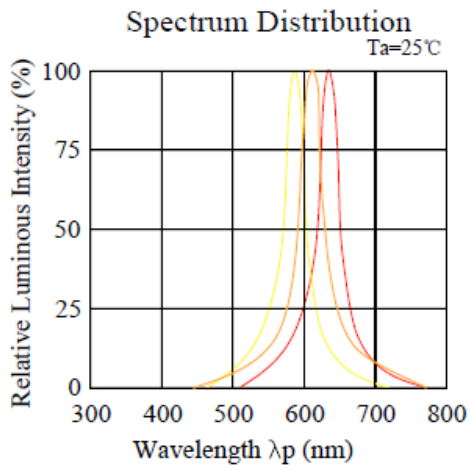
Chromaticity Diagram



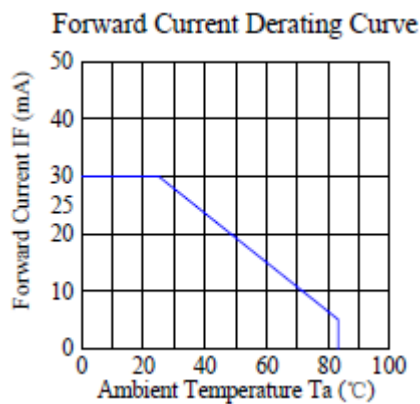
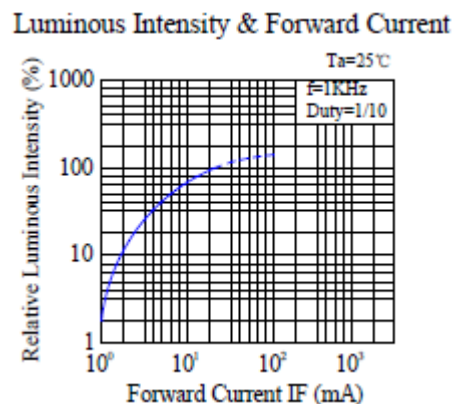
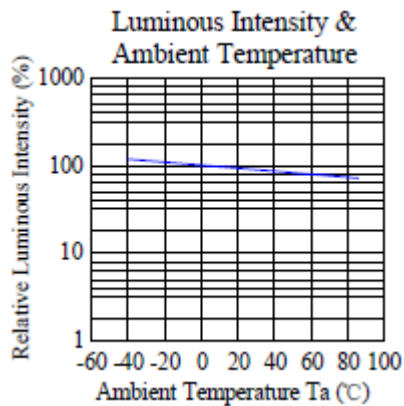
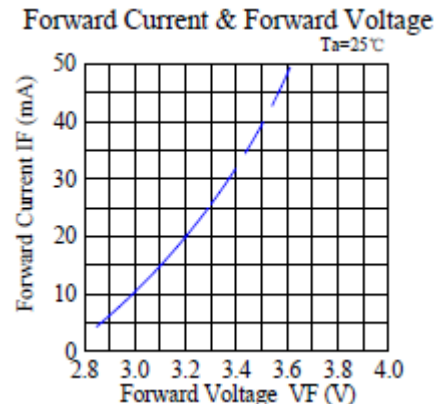
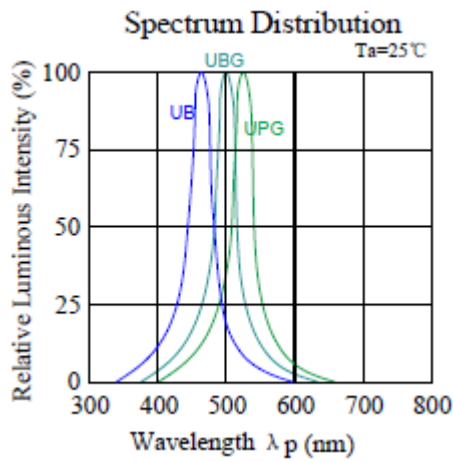
Bin Code	X	Y	Color (K)
B	0.255	0.247	20000
C	0.268	0.27	16000
D	0.281	0.293	10000
E	0.294	0.315	8000
F	0.307	0.339	7000
G	0.32	0.361	6000

Bin Code	X	Y	Color (K)
H	0.263	0.237	20000
I	0.275	0.259	16000
J	0.288	0.279	10000
K	0.299	0.3	8000
L	0.311	0.321	7000
M	0.323	0.341	6000

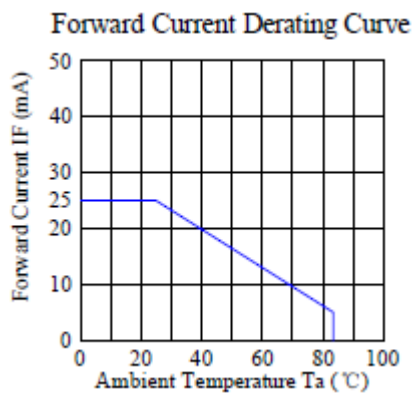
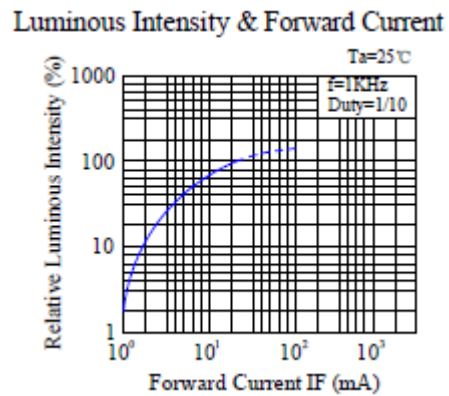
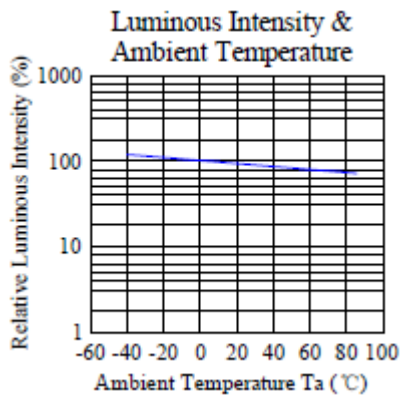
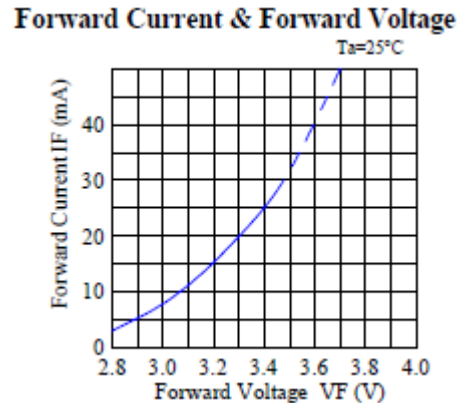
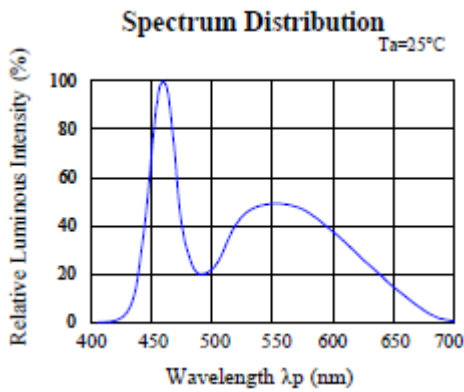
Official Product	HV-3XX40/80 series	Customer Part No.	Data Sheet No.
	*****	*****	HV-3XX40/80 series
Specifications are subject to change without notice. Data and drawings herein are copyrighted.	June 26, 2013	Version of 1.0	Page 7/12

Characteristic Curves for UR, UA and UY


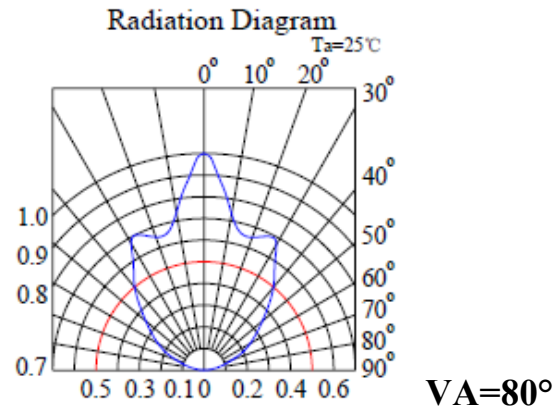
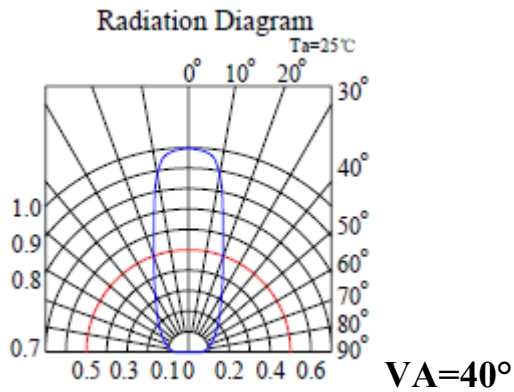
Official Product	HV-3XX40/80 series	Customer Part No.	Data Sheet No.
	*****	*****	HV-3XX40/80 series
Specifications are subject to change without notice. Data and drawings herein are copyrighted.	June 26, 2013	Version of 1.0	Page 8/12

Characteristic Curves for UB, UBG and UPG


Official Product	HV-3XX40/80 series	Customer Part No.	Data Sheet No.
	*****	*****	HV-3XX40/80 series
Specifications are subject to change without notice. Data and drawings herein are copyrighted.		June 26, 2013	Version of 1.0
			Page 9/12

Characteristic Curves for White


Official Product	HV-3XX40/80 series	Customer Part No.	Data Sheet No.
	*****	*****	HV-3XX40/80 series
Specifications are subject to change without notice. Data and drawings herein are copyrighted.		June 26, 2013	Version of 1.0
			Page 10/12

Radiation Diagram


Official Product	HV-3XX40/80 series	Customer Part No.	Data Sheet No.
	*****	*****	HV-3XX40/80 series
Specifications are subject to change without notice. Data and drawings herein are copyrighted.		June 26, 2013	Version of 1.0
			Page 11/12

Revision History

Changes since last revision	Page	Version No.	Revision Date
Initial release for 3mm T-1, 4.15mm Lens Lamp		1.0	06-26-2013

Official Product	HV-3XX40/80 series	Customer Part No.	Data Sheet No.
	*****	*****	HV-3XX40/80 series
Specifications are subject to change without notice. Data and drawings herein are copyrighted.	June 26, 2013	Version of 1.0	Page 12/12