

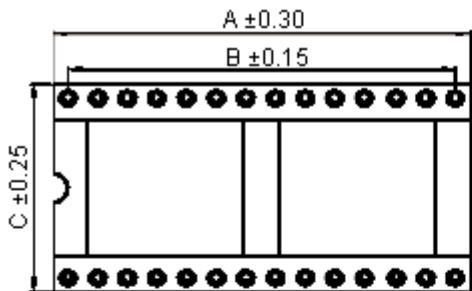


PART NO.

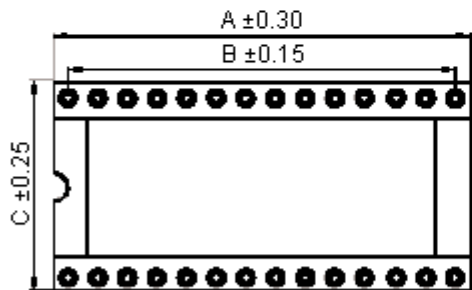
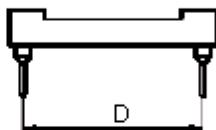
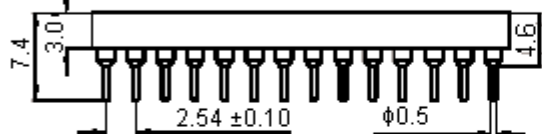
2227MC - Series

REVISIONS

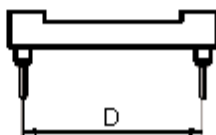
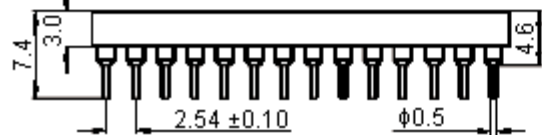
ECN #	REV	DESCRIPTION	DRAWN	DATE	CHECKD	DATE	APPRVD	DATE
-	A	RELEASED	Jagan	04/11/09	Ramya	04/11/09	Farnell	18/11/09



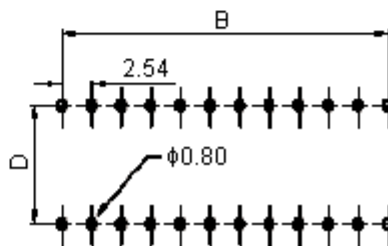
Note1: With Middle Bar (18 - 64P)



Note2: With Out Middle Bar (6 - 16P)



PCB Layout



Dimensions : Millimetres

Specifications:

Current rating	: 1.0A ac, dc.
Maximum contact resistance	: 20mΩ.
Minimum insulator resistance	: 1000MΩ.
Dielectric withstanding voltage	: 1000V ac/minute.
Operating temperature	: -55°C to +125°C.
Material:	
Insulator	: PBT.
Contacts	: Phosphor bronze.
Finish	: Tin plating.

This data sheet and its contents (the "Information") belong to the Premier Farnell Group (the "Group") or are licensed to it. No licence is granted for the use of it other than for information purposes in connection with the products to which it relates. No licence of any intellectual property rights is granted. The Information is subject to change without notice and replaces all data sheets previously supplied. The Information supplied is believed to be accurate but the Group assumes no responsibility for its accuracy or completeness, any error in or omission from it or for any use made of it. Users of this data sheet should check for themselves the Information and the suitability of the products for their purpose and not make any assumptions based on information included or omitted. Liability for loss or damage resulting from any reliance on the Information or use of it (including liability resulting from negligence or where the Group was aware of the possibility of such loss or damage arising) is excluded. This will not operate to limit or restrict the Group's liability for death or personal injury resulting from its negligence. SPC MULTICOMP is the registered trademark of the Group. © Premier Farnell plc 2009.

TOLERANCES:

UNLESS OTHERWISE SPECIFIED, DIMENSIONS ARE FOR REFERENCE PURPOSES ONLY.

DRAWN BY:	DATE:
Jagan	04/11/09
CHECKED BY:	DATE:
Ramya	04/11/09
APPROVED BY:	DATE:
Farnell	18/11/09

DRAWING TITLE:

2227MC Series - IC Sockets

SIZE	DWG NO.	ELECTRONIC FILE	REV
A	M10002420	1103831_DWG	A
SCALE: NTS	U.O.M.: mm	SHEET: 1 OF 2	



PART NO.

2227MC - Series

REVISIONS

ECN #	REV	DESCRIPTION	DRAWN	DATE	CHECKD	DATE	APPRVD	DATE
-	A	RELEASED	Jagan	04/11/09	Ramya	04/11/09	Farnell	18/11/09

Specification Table

Circuits	Dimension A	Dimension B	Dimension C	Dimension D	Spacing	Part Number
8	10.16	7.62	10.16	7.62	03	2227MC-08-03-18-F1
14	17.78	15.24				2227MC-14-03-10-F1
16	20.32	17.78				2227MC-16-03-09-F1
18	22.86	20.32				2227MC-18-03-08-F1
20	25.40	22.86				2227MC-20-03-07-F1
24	30.48	27.94				2227MC-24-03-06-F1
28	35.56	33.02				2227MC-28-03-05-F1
24	30.48	27.94	17.78	15.24	06	2227MC-24-06-08-F1
28	35.56	33.02				2227MC-28-06-07-F1
32	40.64	38.10				2227MC-32-06-06-F1
40	50.80	48.26				2227MC-40-06-05-F1
48	60.96	58.42				2227MC-48-06-04-F1
						2227MC-48-06-F1

<http://www.farnell.com>

<http://www.newark.com>

<http://www.cpc.co.uk>

This data sheet and its contents (the "Information") belong to the Premier Farnell Group (the "Group") or are licensed to it. No licence is granted for the use of it other than for information purposes in connection with the products to which it relates. No licence of any intellectual property rights is granted. The Information is subject to change without notice and replaces all data sheets previously supplied. The Information supplied is believed to be accurate but the Group assumes no responsibility for its accuracy or completeness, any error in or omission from it or for any use made of it. Users of this data sheet should check for themselves the Information and the suitability of the products for their purpose and not make any assumptions based on information included or omitted. Liability for loss or damage resulting from any reliance on the Information or use of it (including liability resulting from negligence or where the Group was aware of the possibility of such loss or damage arising) is excluded. This will not operate to limit or restrict the Group's liability for death or personal injury resulting from its negligence. SPC MULTICOMP is the registered trademark of the Group. © Premier Farnell plc 2009.

TOLERANCES:
UNLESS OTHERWISE SPECIFIED, DIMENSIONS ARE FOR REFERENCE PURPOSES ONLY.

DRAWN BY:	DATE:
Jagan	04/11/09
CHECKED BY:	DATE:
Ramya	04/11/09
APPROVED BY:	DATE:
Farnell	18/11/09

DRAWING TITLE:			
2227MC Series - IC Sockets			
SIZE	DWG NO.	ELECTRONIC FILE	REV
A	M10002420	1103831_DWG	A
SCALE: NTS		U.O.M.: mm	SHEET: 2 OF 2